

Talenti[®]

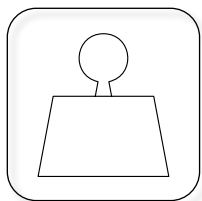
OUTDOOR LIVING

Price list - eu
2024

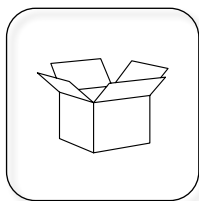
PREMIUM ALU

Technical information


Legenda / Legend



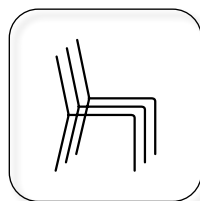
Peso netto KG
Net weight KG



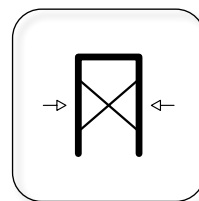
Unità per imballo
Unit for box



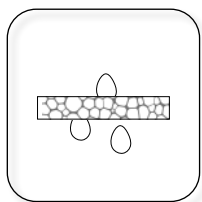
Resistente alle intemperie
Weather-resistant



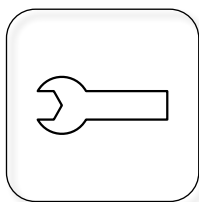
Impilabile
Stackable



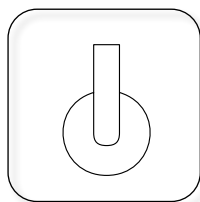
Pieghevole
Folding




Imbottitura in dry foam
Quick dry foam padding




Articolo da assemblare
To assemble



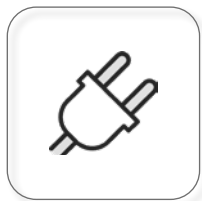
Piedini con ruote
Feet with wheels



Provisto di illuminazione
With lighting system



Alimentazione a batteria
Battery powered



Alimentazione a 220V
220V power supply

Per ogni articolo sono indicate caratteristiche, dimensioni, peso, numero dei pezzi nell'imballo, materiali e colori.

For each item are provided features, sizes, weight, packaging, material, available colours.

INDEX

Alabama//Alu	04
Breez	07
Breez 2.0	09
CleoSoft//Alu	11
Coral	16
Frame	22
Lake	25
Malè	28
Milo	31
Moon//Alu	37
Panama	42
Reef	51
Sacco	53
Slam//Rope	55
Slam	60
Swipe	65
Tweet	69

Alabama collection//ALU

Design Marco Acerbis

Catalogue page 437

CARATTERISTICHE

Tutti gli articoli sono caratterizzati da una struttura in alluminio verniciato a polvere disponibile in due diverse varianti di colore: bianco (A12) e grafite (A14).

Sedute e schienali sono supportati da cinghie elastiche sintetiche coordinate al colore della struttura, grigio chiaro (B2) o grigio scuro (B1).

Tessuto grigio (C83) per la struttura bianca, grigio scuro (C81) per la versione grafite.

Listello in teak sul lato superiore della struttura dei braccioli e di schienale.

Imbottitura in quick dry foam. Cuscineria sfoderabile, facile da lavare e resistente agli agenti atmosferici.

Tavoli pranzo e tavoli caffè con struttura in alluminio verniciato a polvere. La struttura bianca ha il piano in ceramica color Perla (S25), la struttura grafite in ceramica colore Carbone (S26).

Per le combinazioni colore disponibili, consultare il catalogo a partire da pagina 452.

Per una protezione supplementare si consiglia l'utilizzo delle apposite coperture nella stagione invernale, alla sera, o in caso di piogge frequenti.

Eventuali imperfezioni legate a tonalità di colore, cavillature superficiali o porosità corrisponderanno allo standard e non saranno per tanto ritenute valide eccezioni in merito.

Per la manutenzione consultare la scheda uso e manutenzione a partire da pagina 72 del presente listino.

FEATURES

All the items have a powder-coated aluminum frame in white (A12) or graphite (A14).

Sofa and seats are supported by polyester belts coordinated to the frame colour: light grey (B2) or dark grey (B1) .

Grey fabric (C83) for the white frame; dark grey (C81) for the graphite frame.

Teak slat along the upper part of the frame (back and arms).

Cushions with removable covers, easy to wash and weather resistant. Quick dry foam padding.

Dining and coffee table have a powder coated aluminum frame. The white version has a pearl (S25) ceramic top, the graphite one has a charcoal ceramic top (S26).

For colour combinations refer to the catalogue starting from page 452.

For additional protection, we recommend the use of our covers in winter season or in the evening mainly in rainy periods.

Any imperfection related to shades of color, surface cracks or porosity will correspond to the standard and will not be considered valid exceptions in this regard.

For maintenance, see the use and maintenance sheet starting from page 72 of this pricelist.

ALABAMA SOFA / CODE: ALAALUDIV

27 KG | 1 UNIT | 1,19 MC



COVER
ALAALUDIVCOP

210 €

ALAALUDIV-B
ALAALUDIV-G

White-Light Grey
Graphite-Dark Grey

2.195 €

Width	Depth	Height	H.arm	H.seat	H.cus	
180	85	80	56	37	15	cm
70.9	33.5	31.5	22.0	14.6	5.9	inch

ALABAMA LIVING ARMCHAIR / CODE: ALAALUPL

17 KG | 1 UNIT | 0,57 MC



COVER
ALAPLCOP

185 €

ALAALUPL-B
ALAALUPL-G

White-Light Grey
Graphite-Dark Grey

1.234 €

Width	Depth	Height	H.arm	H.seat	H.cus	
85	85	80	56	37	15	cm
33.5	33.5	31.5	22.0	14.6	5.9	inch

ALABAMA ROCKING ARMCHAIR / CODE: ALAALUPD

17 KG | 1 UNIT | 0,57 MC



COVER
ALAALUPDCOP

185 €

ALAALUPD-B
ALAALUPD-G

White-Light Grey
Graphite-Dark Grey

1.749 €

Width	Depth	Height	H.arm	H.seat	H.cus	
85	90	80	56	37	15	cm
33.5	35.4	31.5	22.0	14.6	5.9	inch

ALABAMA COFFEE TABLE / CODE: ALAALUTC2

15 KG | 1 UNIT | 0,23 MC



COVER
ALAALUTC2COP

135 €

ALAALUTC2-B
ALAALUTC2-G

White
Graphite

821 €

Width	Depth	Height		
110	70	30	cm	40" HC - 368 pcs
43.3	27.6	11.8	inch	

Set: 1sofa+2arm+1ct 5.484 €

ALABAMA DINING TABLE 160X90 / CODE: ALAALUTP160

37 KG | 1 UNIT | 0,69 MC



COVER(table+6seats)
ALAALUTP160COP

360 €

ALAALUTP160-B
ALAALUTP160-G

White-pearl
Graphite-charcoal

2.059 €

Width	Depth	Height	
160	90	74	cm
63.0	35.4	29.1	inch

40" HC - 240 pcs

ALABAMA DINING TABLE 220X100 / CODE: ALAALUTP220

42 KG | 1 UNIT | 0,79 MC



COVER(table+8seats)
ALAALUTP220COP

380 €

ALAALUTP220-B
ALAALUTP220-G

White-pearl
Graphite-charcoal

2.596 €

Width	Depth	Height	
220	100	74	cm
86.6	39.4	29.1	inch

40" HC - 120 pcs

ALABAMA DINING ARMCHAIR / CODE: ALAALUPP

3,5 KG | 4 UNIT | 0,57 MC



ALAALUPP-B
ALAALUPP-G

White-grey
Graphite-Dark grey


594 €

Width	Depth	Height	H. arm	H. seat	H. cus	
61	66	86	66	45	7	cm
24.0	26.0	33.9	26.0	17.7	2.8	inch

40" HC - 400 pcs

ALABAMA SUNBED / CODE: ALAALULET

8 KG | 1 UNIT | 0,63 MC



COVER
ALAALULETCOP

210 €

ALAALULET-B
ALAALULET-G

White-textilene White
Graphite- textilene silverblack

878 €

Width	Depth	Height	
197	85	30	cm
77.6	33.5	11.8	inch

40" HC - 210 pcs

Breezcollection

Design Karim Rashid

Catalogue page 503

CARATTERISTICHE

Tutti gli articoli hanno una struttura in acciaio trattato in nanoceramica, cataforesi e verniciatura a polvere.

Disponibile in due varianti di colore: bianco (M1) o tortora (M3).

Cuscineria in tessuto bianco (C1), sfoderabile, facile da lavare e resistente agli agenti atmosferici.

Per le combinazioni colore disponibili, consultare il catalogo a partire da pagina 510.

Per una protezione supplementare si consiglia l'utilizzo delle apposite coperture nella stagione invernale, alla sera, o in caso di piogge frequenti.

Per la manutenzione consultare la scheda uso e manutenzione a partire da pagina 72 del presente listino.

FEATURES

All the items have a steel frame treated with nano-ceramic cathoresis and powder coating processes in white colour (M1) or dove (M3).

Cushions in white fabric (C1), with removable covers, easy to wash and weather resistant.

For colour combinations refer to the catalogue starting from page 510.

For additional protection, we recommend the use of our covers in winter season or in the evening mainly in rainy periods.

For maintenance, see the use and maintenance sheet starting from page 72 of this pricelist.

BREEZ SUNBED / CODE:BRLE

37 KG | 1 UNIT | 0,80 MC



BRLE-9003	White	1.966 €
BRLE-1035	Dove	
BRLE-GR	Graphite	
CUTSE15BRELET	Cushion white	267 €

Width	Depth	Height
170	64	66
66.9	25.2	26.0

40" HC - 57 pcs

BREEZ COFFEE TABLE / CODE: BRTAV

9 KG | 1 UNIT | 0,08 MC



BRTAV-9003	White	689 €
BRTAV-1035	Dove	
BRTAV-GR	Graphite	

Width	Depth	Height	
75	46	23	cm
29.5	18.1	9.1	inch

40" HC - 700 pcs

Breez2.0 collection

Design Karim Rashid

Catalogue page 509

CARATTERISTICHE

Letino realizzato da una struttura in alluminio verniciata in colore grigio (A18).

Rivestimento in microfleece colore bianco (C82), traspirante, facile da lavare e resistente agli agenti atmosferici.

Per le combinazioni colore disponibili, consultare il catalogo a partire da pagina 516.

Per una protezione supplementare si consiglia l'utilizzo delle apposite coperture nella stagione invernale, alla sera, o in caso di piogge frequenti.

Per la manutenzione consultare la scheda uso e manutenzione a partire da pagina 72 del presente listino.

FEATURES

Sunbed made of grey powder coated aluminum frame (A18).

White Microfleece coating (C82), breathable, easy to wash and weather resistant.

For colour combinations refer to the catalogue starting from page 516.

For additional protection, we recommend the use of our covers in winter season or in the evening mainly in rainy periods.

For maintenance, see the use and maintenance sheet starting from page 72 of this pricelist.

BREEZ 2.0 SUNBED / CODE:BR2LET

21KG | 1 UNIT | 0,91 MC



BR2LET

White

2.528 €

Width	Depth	Height	
174	68	70	cm
68.5	26.8	27.6	inch

40" HC - 57 pcs

CleoSoft collection // Alu

Design Marco Acerbis

Catalogue page 147

CARATTERISTICHE

Tutti gli articoli sono caratterizzati da una struttura in alluminio verniciato a polvere disponibile in tre diverse varianti di colore: bianco (A12) grafite (A14) e verde bamboo (A4).

Tessuto silver (C96W) per la versione bianca, grigio scuro (C95) per quella grafite e warm white (C53) per quella verde.

Cuscineria in tessuto, sfoderabile, facile da lavare, e resistente agli agenti atmosferici. Imbottitura in quick dry foam.

Divano a baldacchino con tenda posteriore apribile ad impacchettamento.

Tavoli pranzo e caffè con piani in vitter spessore 12mm: color metallo grigio chiaro (S22) per la versione bianca e grigio scuro (S23) per quella grafite.

Per le combinazioni colore disponibili, consultare il catalogo a partire da pagina 162.

Per una protezione supplementare si consiglia l'utilizzo delle apposite coperture nella stagione invernale, alla sera, o in caso di piogge frequenti.

Eventuali imperfezioni legate a tonalità di colore, cavillature superficiali o porosità corrisponderanno allo standard e non saranno per tanto ritenute valide eccezioni in merito.

Per la manutenzione consultare la scheda uso e manutenzione a partire da pagina 72 del presente listino.

FEATURES

All the items have a powder-coated aluminum frame available in 3 different colours: White (A12), graphite (A14) and reed green (A4). Three types of fabrics: silver (C96W) for the white frame; dark grey (C95) for the graphite frame; warm white (C53) for the reed green frame).

Cushions with removable covers, easy to wash and weather resistant. Quick dry foam padding.

Sofa with canopy and roman blinds curtain.

Dining and coffee tables with 12mm vitter top: metal light grey (S22) for the white frame; dark grey (S23) for the graphite frame.

For colour combinations refer to the catalogue starting from page 162.

For additional protection, we recommend the use of our covers in winter season or in the evening mainly in rainy periods.

Any imperfection related to shades of color, surface cracks or porosity will correspond to the standard and will not be considered valid exceptions in this regard.

For maintenance, see the use and maintenance sheet starting from page 72 of this pricelist.

CLEO SOFT ALU SOFA CORNER / CODE: CLEALUANG

19 KG | 1 UNIT | 0,70 MC



COVER
CLEALUANGCOP

170 €

CLEALUANG-C95
CLEALUANG-C96W
CLEALUANG-C53

Graphite-dark grey
White-silver
Green-warm white

2.174 €

Width	Depth	Height	H. seat	H. cus	
100	100	65	40	20	cm
39.4	39.4	25.6	15.7	7.9	inch

40" HC - 110 pcs

CLEO SOFT ALU SOFA CX / CODE: CLEALUCX

17 KG | 1 UNIT | 0,70 MC



COVER
CLEALUCXCOP

170 €

CLEALUCX-C95
CLEALUCX-C96W
CLEALUCX-C53

Graphite-dark grey
White-silver
Green-warm white

1.982 €

Width	Depth	Height	H. seat	H. cus	
100	100	65	40	20	cm
39.4	39.4	25.6	15.7	7.9	inch

40" HC - 110 pcs

CLEO SOFT ALU LIVING ARMCHAIR / CODE: CLEALUPLIV

22 KG | 1 UNIT | 0,70 MC



COVER
CLEALUPLIVCOP

170 €

CLEALUPLIV-C95
CLEALUPLIV-C96W
CLEALUPLIV-C53

Graphite-dark grey
White-silver
Green-warm white

2.249 €

Width	Depth	Height	H. seat	H. cus	
110	100	65	40	20	cm
43.3	39.4	25.6	15.7	7.9	inch

40" HC - 110 pcs

CLEO SOFT ALU CANOPY SOFA / CODE: CLEALUCANO

59 KG | 1+1 UNIT | 2,04 MC



CLEALUCANO-C95
CLEALUCANO-C96W
CLEALUCANO-C53

Graphite-dark grey
White-silver
Green-warm white


5.992 €

Width	Depth	Height	H. seat	H. cus	
230	100	200	40	20	cm
90.6	39.4	78.7	15.7	7.9	inch

40" HC - 30 pcs

CLEO SOFT ALU SOFA / CODE: CLEALUDIV

40 KG | 1 UNIT | 1,58 MC



COVER
CLEALUDIVCOP

265 €

CLEALUDIV-C95
CLEALUDIV-C96W
CLEALUDIV-C53

Graphite-dark grey
White-silver
Green-warm white

4.289 €

Width	Depth	Height	H. seat	H. cus	
230	100	65	40	20	cm
90.6	39.4	25.6	15.7	7.9	inch

40" HC - 50 pcs

CLEO SOFT ALU POUF LIVING / CODE: CLEALUPUF

15 KG | 1 UNIT | 0,42 MC



COVER
CLEALUPUFCOP

135 €

CLEALUPUF-C95
CLEALUPUF-C96W
CLEALUPUF-C53

Graphite-dark grey
White-silver
Green-warm white

1.489 €

Width	Depth	Height	H. cus	
100	100	40	20	cm
39.4	39.4	15.7	7.87	inch

40" HC - 176 pcs

CLEO SOFT ALU COFFEE TABLE D100 / CODE: CLEALUTC1

12 KG | 1+1 UNIT | 0,37 MC



COVER 130 €
CLEALUTC1COP

CLEALUTC1-BI-S22
CLEALUTC1-GR-S23
CLEALUTC1-VE-L2

White
Graphite
Green-natural teak

1.486 €

Width | Depth | Height
100 | 100 | 30 cm
39.4 | 39.4 | 11.8 inch

40" HC - 120 pcs

CLEO SOFT ALU COFFEE TABLE D75 / CODE: CLEALUTC2

6 KG | 1+1 UNIT | 0,27 MC



COVER 120 €
CLEALUTC2COP

CLEALUTC2-BI-S22
CLEALUTC2-GR-S23
CLEALUTC2-VE-L2

White
Graphite
Green-natural teak

982 €

Width | Depth | Height
75 | 75 | 40 cm
29.5 | 29.5 | 15.7 inch

40" HC - 200 pcs

CLEO SOFT ALU COFFEE TABLE D50 / CODE: CLEALUTC3

5 KG | 1+1 UNIT | 0,15 MC



COVER 115 €
CLEALUTC3COP

CLEALUTC3-BI-S22
CLEALUTC3-GR-S23
CLEALUTC3-VE-L2

White
Graphite
Green-natural teak

624 €

Width | Depth | Height
50 | 50 | 50 cm
19.7 | 19.7 | 19.7 inch

40" HC - 300 pcs

CLEO SOFT ALU COFFEE TABLE 60X100 / CODE: CLEALUTC4

8 KG | 1 UNIT | 0,14 MC



COVER 125 €
CLEALUTC4COP

CLEALUTC4-BI
CLEALUTC4-GR
CLEALUTC4-VE

White
Graphite
Green

572 €

Width | Depth | Height
100 | 60 | 20 cm
39.4 | 23.6 | 7.9 inch

40" HC - 754 pcs

CLEO SOFT ALU COFFEE TABLE 100X100 / CODE: CLEALUTC5

14 KG | 1 UNIT | 0,24 MC



COVER 140 €
CLEALUTC5COP

CLEALUTC5-BI
CLEALUTC5-GR
CLEALUTC5-VE

White
Graphite
Green

799 €

Width | Depth | Height
100 | 100 | 20 cm
39.4 | 39.4 | 7.9 inch

40" HC - 463 pcs

CLEO SOFT ALU LOUNGE CHAIR / CODE: CLEALUPL

12 KG | 1 UNIT | 0,62 MC



COVER 195 €
CLEALUPLCOP

CLEALUPL-C95
CLEALUPL-C96W
CLEALUPL-C120
CLEALUPL-C129

Graphite-dark grey
White-silver
White-plain bordeaux
White-plain sky

1.628 €

Width | Depth | Height | H. seat | H. cus
90 | 85 | 73 | 35 | 5 cm
35.4 | 33.5 | 28.7 | 13.8 | 2.0 inch

40" HC - 84 pcs

CLEO SOFT ALU ROCKING CHAIR / CODE: CLEALUPD

15 KG | 1 UNIT | 0,62 MC



COVER 195 €
CLEALUPDCOP

CLEALUPD-C95
CLEALUPD-C96W
CLEALUPD-C120
CLEALUPD-C129

Graphite-dark grey 1.742 €
White-silver
White-plain bordeaux
White-plain sky

Width Depth Height H. seat H. cus 40" HC - 84 pcs
90 | 85 | 73 | 35 | 5 cm
35.4 | 33.5 | 28.7 | 13.8 | 2.0 inch

CLEO SOFT ALU DINING TABLE 220X100 / CODE: CLEALUTP220

70 KG | 1+1 UNIT | 1,04 MC



COVER(table+6seats) 380 €
CLEALUTP220COP

CLEALUTP220-BI-S22
CLEALUTP220-GR-S23

White 3.726 €
Graphite

Width Depth Height 40" HC - 90 pcs
220 | 100 | 75 cm
86.6 | 39.4 | 29.5 inch

CLEO SOFT ALU DINING TABLE 150X150 / CODE: CLEALUTP150

80 KG | 1+1 UNIT | 1,04 MC



COVER(table+8seats) 400 €
CLEALUTP150COP

CLEALUTP150-BI-S22
CLEALUTP150-GR-S23

White 4.120 €
Graphite

Width Depth Height 40" HC - 90 pcs
150 | 150 | 75 cm
59.1 | 59.1 | 29.5 inch

CLEO SOFT ALU PADDED TUB CHAIR / CODE: CLEALUPPZ

6 KG | 1 UNIT | 0,29 MC



CLEALUPPZ-C95
CLEALUPPZ-C96W
CLEALUPPZ-C120
CLEALUPPZ-C129

Graphite-dark grey 724 €
White-silver
White-plain bordeaux
White-plain sky

Width Depth Height H. seat 40" HC - 180 pcs
60 | 55 | 76 | 45 cm
23.6 | 21.7 | 29.9 | 17.7 inch

CLEO SOFT ALU SUNBED / CODE: CLEALULET

20 KG | 1 UNIT | 0,48 MC



COVER 210 €
CLEALULETCOP

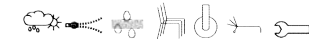
CLEALULET-C95
CLEALULET-C96W
CLEALULET-C53

Graphite-dark grey 1.698 €
White-silver
Green-warm white

Width Depth Height H. cus 40" HC - 120 pcs
214 | 81 | 33 | 13 cm
84.3 | 31.9 | 13.0 | 5.1 inch

CLEO SOFT ALU DOUBLE SUNBED / CODE: CLEALULET2

45 KG | 1 UNIT | 0,89 MC



COVER 275 €
CLEALULET2COP

CLEALULET2-C95
CLEALULET2-C96W
CLEALULET2-C53

Graphite-dark grey 3.298 €
White-silver
Green-warm white

Width Depth Height H. cus 40" HC - 56 pcs
204 | 150 | 33 | 13 cm
80.3 | 59.1 | 13.0 | 5.1 inch

CLEO SOFT ALU DAYBED / CODE: CLEALUBED

48 KG | 1 UNIT | 1,41 MC



*without canopy curtain

CLEALUBED-C95
CLEALUBED-C96W
CLEALUBED-C53
CLEALUBED-CAN-B

Graphite-dark grey
White-silver
Green-warm white
White

5.867 €
547 €

Width	Depth	Height	H. cus	
204	156	200	13	cm
80.3	61.4	78.7	5.1	inch

40" HC - 38 pcs

CLEO ALU ARC LAMP / CODE: CLEALUL02//ACCESSORIES

18 KG | 1 UNIT | 0,18 MC | LED 12W 2800K



*dimable light
*remote control included
40" HC - 360 pcs

CLEALUL02-B
CLEALUL02-GR

White
Graphite

1598 €

Width	Depth	Height	
201	45	225	cm
79.1	17.7	88.6	inch

CLEO ALU LANTERN H66 / CODE: CLEL01//ACCESSORIES

9 KG | 1 UNIT | 0,11 MC | LED 3,5W 2800K



*dimable light
40" HC - 550 pcs

CLEL01-B
CLEL01-GR
CLEL01-T

White
Graphite
Dove

585 €

Width	Depth	Height	
35	35	66	cm
13.8	13.8	26.0	inch

CLEO ALU LANTERN H90 / CODE: CLEL02//ACCESSORIES

10 KG | 1 UNIT | 0,17 MC | LED 7W 2800K



*dimable light
40" HC - 400 pcs

CLEL02-B
CLEL02-GR
CLEL02-T

White
Graphite
Dove

972 €

Width	Depth	Height	
40	40	90	cm
15.7	15.7	35.4	inch

CLEO ALU LANTERN H120 / CODE: CLEL03//ACCESSORIES

12 KG | 1 UNIT | 0,28 MC | LED 7W 2800K



*dimable light
40" HC - 210 pcs


CLEL03-B
CLEL03-GR
CLEL03-T

White
Graphite
Dove

1264 €

Width	Depth	Height	
45	45	120	cm
17.7	17.7	47.2	inch

PILLOW 50x50



PIL5050-C95
PIL5050-C96W
PIL5050-C120
PIL5050-C129
PIL5050-C130W
PIL5050-C42W
PIL5050-C53

Dark grey 50x50
Silver 50x50
Plain bordeaux 50x50
Plain sky 50x50
White 50x50
Beige Melange 50x50
Warm white 50x50

118 €

Coralcollection

Design Marco Acerbis

Catalogue page 37

CARATTERISTICHE

Tutti gli articoli sono caratterizzati da una struttura in alluminio verniciato a polvere nei colori bianco (A12) e grafite (A14).

Struttura schienale rivestita da un intreccio di corde in tessuto sintetico beige (R28) o grigio scuro (R8).

Cuscineria sfoderabile con imbottitura in quick dry foam, rivestita con tessuti studiati per l'outdoor impermeabili è disponibile nelle colorazioni; White (C53), dark grey (C48w).

Tavoli caffè e tavolo pranzo con struttura in alluminio verniciato a polvere. La struttura bianca ha il piano in ceramica color beige (S18), la struttura grafite in ceramica color Carbone (S11).

Letino impilabile, reclinabile e con ruote.

Per le combinazioni colore disponibili, consultare il catalogo a partire da pagina 54.

Per una protezione supplementare si consiglia l'utilizzo delle apposite coperture nella stagione invernale, alla sera, o in caso di piogge frequenti.

Eventuali imperfezioni legate a tonalità di colore (della ceramica) differente tra il piano e l'allungata, corrisponderanno allo standard e non saranno per tanto ritenute valide eccezioni in merito.

Per la manutenzione consultare la scheda uso e manutenzione a partire da pagina 72 del presente listino.

FEATURES

All items are characterized by a powder-coated aluminum frame in white (A12) and graphite (A14).

Backrest structure covered with a synthetic rope weave in beige (R28) or dark gray (R8).

Cushions have removable covers and are upholstered in weather resistant outdoor fabrics available in the following colours: White (C53), dark gray (C48w). Quick dry foam padding.

Coffee tables and dining table with powder-coated aluminum frame. The white structure has a beige ceramic top (S18), the graphite structure has a charcoal ceramic top (S11).

Stackable, reclining and wheeled sunbed.

For colour combinations, refer to the catalog starting from page 54.

For additional protection, we recommend the use of covers in winter season or in the evening, mainly in rainy periods.

Any imperfection related to shades of the ceramic colour, between the top and the extension leaf, will correspond to the standard and will therefore not be considered valid exceptions in this regard.

For maintenance, consult the use and maintenance sheet starting from page 72 of this price list.

CORAL SOFA / CODE: CORDIV

40 KG | 1 UNIT | 1,19 MC

COVER
CORDIV-COP

265 €

CORDIV-BI
CORDIV-GRWhite-warm white
Graphite-dark grey

4.154 €

Width	Depth	Height	H. seat	H. cus	
180	90	66	41	22	cm
70.9	35.4	26.0	16.1	8.7	inch

40" HC - 56 pcs

CORAL SOFA CORNER / CODE: CORANG

19 KG | 1 UNIT | 0,74 MC

COVER
CORANG-COP

180 €

CORANG-BI
CORANG-GRWhite-warm white
Graphite-dark grey

2.294 €

Width	Depth	Height	H. seat	H. cus	
101	101	66	41	22	cm
39.8	39.8	26.0	16.1	8.7	inch

40" HC - 79 pcs

CORAL SOFA CX / CODE: CORCX

15 KG | 1 UNIT | 0,66 MC

COVER
CORCX-COP

180 €

CORCX-BI
CORCX-GRWhite-warm white
Graphite-dark grey

1.960 €

Width	Depth	Height	H. seat	H. cus	
90	101	66	41	22	cm
35.4	39.8	26.0	16.1	8.7	inch

40" HC - 94 pcs

CORAL SOFA LONGUE DX / CODE: CORLONDXX

26 KG | 1 UNIT | 1,35 MC

COVER
CORLONDXX-COP

270 €

CORLONDXX-BI
CORLONDXX-GRWhite-warm white
Graphite-dark grey

3.798 €

Width	Depth	Height	H. seat	H. cus	
101	190	66	41	22	cm
39.8	74.8	26.0	16.1	8.7	inch

40" HC - 47 pcs

CORAL SOFA LONGUE SX / CODE: CORLONSX

26 KG | 1 UNIT | 1,35 MC

COVER
CORLONSX-COP

270 €

CORLONSX-BI
CORLONSX-GRWhite-warm white
Graphite-dark grey

3.798 €

Width	Depth	Height	H. seat	H. cus	
101	190	66	41	22	cm
39.8	74.8	26.0	16.1	8.7	inch

40" HC - 47 pcs

CORAL POUF / CODE: CORPUF

10 KG | 1 UNIT | 0,37 MC

COVER
CORPUF-COP

135 €

CORPUF-BI
CORPUF-GRWhite-warm white
Graphite-dark grey

1.189 €

Width	Depth	Height	H. cus	
90	90	41	22	cm
35.4	35.4	16.1	8.7	inch

40" HC - 156 pcs

CORAL LIVING ARMCHAIR / CODE: CORPLIV

22 KG | 1 UNIT | 0,58 MC

COVER
CORPLIV-COP

170 €

CORPLIV-BI
CORPLIV-GRWhite-warm white
Graphite-dark grey

2.187 €


Width Depth Height H. seat H. cus 40" HC - 107 pcs

88 | 90 | 66 | 41 | 22 cm

34.6 | 35.4 | 26.0 | 16.1 | 8.7 inch

CORAL LOUNGE ROPE ARMCHAIR / CODE: CORPLONRP

7 KG | 1 UNIT | 0,35 MC

COVER
CORPLONRP-COP

165 €

CORPLONRP-BI
CORPLONRP-GRWhite-warm white
Graphite-dark grey

1.378 €

Width Depth Height H. arm H. seat H. cus 40" HC - 200 pcs

65 | 60 | 74 | 58 | 44 | 7 cm

25.6 | 23.6 | 29.1 | 22.8 | 17.3 | 2.8 inch

CORAL LOUNGE ARMCHAIR / CODE: CORPLON

6 KG | 2 UNIT | 0,70 MC

COVER
CORPLON-COP

165 €

CORPLON-BI
CORPLON-GRWhite-warm white
Graphite-dark grey

987 €

Width Depth Height H. seat 40" HC - 180 pcs

77 | 86 | 74 | 37 cm

30.3 | 33.9 | 29.1 | 14.6 inch

CORAL OTTOMAN / CODE: COROTT

5 KG | 1 UNIT | 0,09 MC

COROTT-BI
COROTT-GRWhite-warm white
Graphite-dark grey

436 €

Width Depth Height 40" HC - 651 pcs

62 | 43 | 32 cm

24.4 | 16.9 | 12.6 inch

CORAL COFFEE TABLE 120X80 / CODE: CORTC120

21 KG | 1 UNIT | 0,15 MC

COVER
CORTC120-COP

135 €

CORTC120-BI
CORTC120-GRWhite-ceramic beige
Graphite-ceramic charcoal

982 €

Width Depth Height 40" HC - 437 pcs

120 | 80 | 40 cm

47.2 | 31.5 | 15.7 inch

CORAL COFFEE TABLE 100x100 / CODE: CORTC100

23 KG | 1 UNIT | 0,16 MC

COVER
CORTC100-COP

140 €

CORTC100-BI
CORTC100-GRWhite-ceramic beige
Graphite-ceramic charcoal

1.031 €

Width Depth Height 40" HC - 437 pcs

100 | 100 | 30 cm

39.4 | 39.4 | 11.8 inch

CORAL COFFEE TABLE 50X50 / CODE: CORTC50

12 KG | 1 UNIT | 0,07 MC

CORTC50-BI
CORTC50-GRWhite-ceramic beige
Graphite-ceramic charcoal

529 €

Width	Depth	Height	
50	50	35	cm
19.7	19.7	13.8	inch

40" HC - 156 pcs

CORAL SIDE TABLE / CODE: CORTL

5 KG | 1 UNIT | 0,13 MC

CORTL-BI
CORTL-GRWhite-ceramic beige
Graphite-ceramic charcoal

379 €

Width	Depth	Height	
57	35	60	cm
22.4	13.8	23.6	inch

40" HC - 400 pcs

CORAL DINING TABLE 240x120 / CODE: CORTP240

72 KG | 1 UNIT | 0,55 MC

COVER (table+6seats) 350 €
CORTP240-COPCORTP240-BI
CORTP240-GRWhite-ceramic beige
Graphite-ceramic charcoal

2.845 €

Width	Depth	Height	
238	118	75	cm
93.7	46.5	29.5	inch

40" HC - 115 pcs

CORAL DINING TABLE D120 / CODE: CORTP120

30 KG | 1 UNIT | 0,23 MC

COVER (table+4seats) 330 €
CORTP120-COPCORTP120-BI
CORTP120-GRWhite-ceramic beige
Graphite-ceramic charcoal

1.698 €

Width	Depth	Height	
120	120	75	cm
47.2	47.2	29.5	inch

40" HC - 126 pcs

CORAL DINING TABLE 90x90 / CODE: CORTP90

21 KG | 1+1 UNIT | 0,27 MC

CORTP90-BI
CORTP90-GRWhite-ceramic beige
Graphite-ceramic charcoal

1.029 €

Width	Depth	Height	
90	90	75	cm
35.4	35.4	29.5	inch

40" HC - 276 pcs

CORAL BAR TABLE 75x75 / CODE: CORTB75

17 KG | 1+1 UNIT | 0,33 MC

CORTB75-BI
CORTB75-GRWhite-ceramic beige
Graphite-ceramic charcoal

1.084 €

Width	Depth	Height	
75	75	105	cm
29.5	29.5	41.3	inch

40" HC - 184 pcs

CORAL SUNBED / CODE: CORLET

20 KG | 2 UNIT | 0,80 MC

COVER
CORLET-COP

210 €

CORLET-BI
CORLET-GRWhite-warm white
Graphite-dark grey

1.749 €

Width	Depth	Height	H. cus	
200	82	30	8	cm
78.7	32.3	11.8	3.1	inch

40" HC - 130 pcs

CORAL DAYBED / CODE: CORBED

4 KG | 4 UNIT | 0,5 MC



*curtain included

CORBED-BI
CORBED-GRWhite-warm white
Graphite-dark grey

9.442 €

Width	Depth	Height	H. seat	H. cus	
218	218	200	42	22	cm
85.8	85.8	78.7	16.5	8.7	inch

40" HC - 27 pcs

CORAL ROPE DINING CHAIR / CODE: CORPPZ

4 KG | 4 UNIT | 0,5 MC

CORPPZ-BI
CORPPZ-GRWhite-warm white
Graphite-dark grey

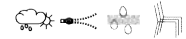
749 €

Width	Depth	Height	H. arm	H. seat	H. cus	
61	60	78	65	47	5	cm
24.0	23.6	30.7	25.6	18.5	2.0	inch

40" HC - 400 pcs

CORAL DINING ARMCHAIR / CODE: CORPP

4 KG | 4 UNIT | 0,50 MC

CORPP-BI
CORPP-GRWhite-warm white
Graphite-dark grey

658 €

Width	Depth	Height	H. arm	H. seat	
60	65	83	63	46	cm
23.6	25.6	32.7	24.8	18.1	inch

40" HC - 400 pcs

CORAL BAR STOOL / CODE: CORSGA

4 KG | 2 UNIT | 0,40 MC

CORSGA-BI
CORSGA-GRWhite-warm white
Graphite-dark grey

748 €

Width	Depth	Height	H. arm	H. seat	
60	50	100	87	80	cm
23.6	19.7	39.4	34.3	31.5	inch

40" HC - 456 pcs

CORAL LAMP H125 / CODE: CORL01

9,5 KG | 1 UNIT | 0,14 MC | LED 7W 2800K



*dimable light

CORL01-BG
CORL01-GRWhite-roppe beige
Graphite-roppe dark grey

1.755 €

Width	Depth	Height	
31	31	125	cm
12.2	12.2	49.2	inch

40" HC - 500 pcs

CORAL LAMP H95 / CODE: CORL02

8,5 KG | 1 UNIT | 0,11 MC | LED 7W 2800K



CORL02-BG
CORL02-GR

White-rope beige
Graphite-rope dark grey

1.486 €

*dimable light
40" HC - 722 pcs

Width | Depth | Height
31 | 31 | 95 cm
12.2 | 12.2 | 37.4 inch

CORAL LAMP H45 / CODE: CORL03

6 KG | 1 UNIT | 0,04 MC | LED 3,5W 2800K



CORL03-BG
CORL03-GR

White-rope beige
Graphite-rope dark grey

1.094 €

*dimable light
40" HC - 1625 pcs

Width | Depth | Height
28 | 28 | 45 cm
11.0 | 11.0 | 17.7 inch

CORAL PILLOW 50x35



CORPIL5035-C38W
CORPIL5035-C46W
CORPIL5035-C47W
CORPIL5035-C48W
CORPIL5035-C53

Mélange beige 50x35
Peach 50x35
Blue ice 50x35
Dark grey 50x35
White 50x35

117 €

Framecollection

Design Ludovica + Roberto Palomba

Catalogue page 197

CARATTERISTICHE

Tutti gli articoli sono caratterizzati da una struttura di base in alluminio verniciato a polvere in colore Bianco (A12) Grafite (A14) o Rosso (A7), mentre gli schienali, anch'essi costituiti da una struttura interna in alluminio sono rivestiti da un intreccio di corde imbottite, di colore grigio (R30) o rosso (R40).

Cuscineria sfoderabile, imbottitura realizzata in quick dry foam e rivestita con tessuti studiati per l'outdoor impermeabili è disponibile nelle colorazioni; dark grey (C95), silver (C96w), rosso indiano (C145).

Per le combinazioni colore disponibili, consultare il catalogo a partire da pagina 190.

Per una protezione supplementare si consiglia l'utilizzo delle apposite coperture nella stagione invernale, alla sera, o in caso di piogge frequenti.

Per la manutenzione consultare la scheda uso e manutenzione a partire da pagina 72 del presente listino.

FEATURES

All the items are characterized by a powder-coated aluminum frame in White (A12), Graphite (A14) or Red (A7).

The backrests are made up of an aluminum structure and are covered with a weave of padded rope in gray color (R30) or red (R40).

Cushions have removable covers and are upholstered in weather resistant outdoor fabrics available in the following colours: Dark grey (C95), silver (C96w) or indian red (C145). Quick dry foam padding.

For colour combinations, refer to the catalog starting from page 190.

For additional protection, we recommend the use of covers in winter season or in the evening, mainly in rainy periods.

For maintenance, consult the use and maintenance sheet starting from page 72 of this price list.

FRAME SOFA 3 SEATER / CODE: FMEDIV3

34 KG | 1 UNIT | 1,68 MC



COVER 285 €
FMEDIV3-COP

FMEDIV3-BI
FMEDIV3-GR
FMEDIV3-RO

White-silver
Graphite-dark grey
Red-indian red

4.284 €

Width	Depth	Height	H. seat	H. cus	
240	90	70	40	17	cm
94.5	35.4	27.6	15.7	6.7	inch

40" HC - 39 pcs

FRAME SOFA 2 SEATER / CODE: FMEDIV2

30 KG | 1 UNIT | 1,40 MC



COVER 255 €
FMEDIV2-COP

FMEDIV2-BI
FMEDIV2-GR
FMEDIV2-RO

White-silver
Graphite-dark grey
Red-indian red

3.694 €

Width	Depth	Height	H. seat	H. cus	
200	90	70	40	17	cm
78.7	35.4	27.6	15.7	6.7	inch

40" HC - 46 pcs

FRAME LIVING ARMCHAIR / CODE: FMEPL

20 KG | 1 UNIT | 0,64 MC



COVER 175 €
FMEPL-COP

FMEPL-BI
FMEPL-GR
FMEPL-RO

White-silver
Graphite-dark grey
Red-indian red

1.859 €

Width	Depth	Height	H. seat	H. cus	
90	90	70	40	17	cm
35.4	35.4	27.6	15.7	6.7	inch

40" HC - 104 pcs

FRAME POUF / CODE: FMEPUF

8 KG | 1 UNIT | 0,30 MC



COVER 135 €
FMEPUF-COP

FMEPUF-BI
FMEPUF-GR
FMEPUF-RO

White-silver
Graphite-dark grey
Red-indian red

987 €

Width	Depth	Height	H. cus	
76	85	40	17	cm
29.9	33.5	15.7	6.7	inch

40" HC - 249 pcs

FRAME DINING CHAIR / CODE: FMEPP

8 KG | 1 UNIT | 0,35 MC



FMEPP-BI
FMEPP-GR
FMEPP-RO

White-silver
Graphite-dark grey
Red-indian red

849 €

Width	Depth	Height	H. seat	H. cus	
62	65	75	47	1	cm
24.4	25.6	29.5	18.5	0.4	inch

40" HC - 216 pcs

FRAME BAR STOOL / CODE: FMESGA

7 KG | 1 UNIT | 0,43 MC



FMESGA-BI	White-silver	989 €
FMESGA-GR	Graphite-dark grey	
FMESGA-RO	Red-indian red	

Width	Depth	Height	H. arm	H. seat	H. cus	40" HC - 162 pcs
60	63	103	91	75	4	cm
23.6	24.8	40.6	35.8	29.5	1.6	inch

FRAME FOLDING TABLE 80X80 / CODE: FMETAV80

8 KG | 1 UNIT | 0,35 MC



FMETAV80-BI	White	754 €
FMETAV80-GR	Graphite	
FMETAV80-RO	Red	

Width	Depth	Height	40" HC - 162 pcs
80	80	73	cm
31.5	31.5	28.7	inch

PILLOW 55X55



PIL5555-C95	Dark grey 55x55	126 €
PIL5555-C96W	Silver 55x55	
PIL5555-C99W	Plain grey 55x55	
PIL5555-C120	Plain bordeaux 55x55	
PIL5555-C129	Plain sky 55x55	
PIL5555-C130W	Plain white 55x55	
PIL5555-C38W	Mélange beige 55x55	

PILLOW 45X45



PIL4545-C95	Dark grey 45x45	112 €
PIL4545-C96W	Silver 45x45	
PIL4545-C99W	Plain grey 45x45	
PIL4545-C120	Plain bordeaux 45x45	
PIL4545-C129	Plain sky 45x45	
PIL4545-C130W	Plain white 45x45	
PIL4545-C38W	Mélange beige 45x45	

Lakecollection

Design Marco Acerbis

Catalogue page 359

CARATTERISTICHE

Tutti gli articoli sono caratterizzati da una struttura in alluminio verniciato a polvere disponibile in due diverse varianti di colore: bianco (A12) e grafite (A14).

Sedute e schienali sono supportati da cinghie elastiche sintetiche coordinate al colore della struttura, grigio chiaro (B2) o grigio scuro (B1).

Tessuto silver (C96) sia per la struttura bianca che per la versione grafite.

Imbottitura in quick dry foam. Cuscineria sfoderabile, facile da lavare e resistente agli agenti atmosferici.

Tavoli pranzo allungabili con struttura in alluminio verniciato a polvere.

Tavoli caffè con top in gres; cemento chiaro (S25) per la struttura bianca e cemento scuro per la struttura grafite (S26)

Per le combinazioni colore disponibili, consultare il catalogo a partire da pagina 206.

Per una protezione supplementare si consiglia l'utilizzo delle apposite coperture nella stagione invernale, alla sera, o in caso di piogge frequenti.

Eventuali imperfezioni legate a tonalità di colore, cavillature superficiali o porosità corrisponderanno allo standard e non saranno per tanto ritenute valide eccezioni in merito.

Per la manutenzione consultare la scheda uso e manutenzione a partire da pagina 72 del presente listino.

FEATURES

All the items have a powder-coated aluminum frame in white (A12) or graphite (A14).

Sofa and seats are supported by polyester belts coordinated to the frame colour: light grey (B2) or dark grey (B1) .

Silver fabric (C96) both for the white frame and for the graphite version.

Teak slat along the upper part of the frame (back and arms).

Cushions with removable covers, easy to wash and weather resistant. Quick dry foam padding.

Extending dining table have a powder coated aluminum frame.

Coffee tables with gres tops; light concrete (S25) for the white frame and dark concrete for the graphite frame (S26).

For colour combinations refer to the catalogue starting from page 206.

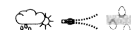
For additional protection, we recommend the use of our covers in winter season or in the evening mainly in rainy periods.

Any imperfection related to shades of color, surface cracks or porosity will correspond to the standard and will not be considered valid exceptions in this regard.

For maintenance, see the use and maintenance sheet starting from page 72 of this pricelist.

LAKE SOFA 3 SEATER / CODE: LAKDIV3

31 KG | 1 UNIT | 1,20 MC



COVER 265 €
LAKDIV3COP

LAKDIV3-BI
LAKDIV3-GR

White-silver
Graphite-silver

3.062 €

Width	Depth	Height	H. seat	H. cus	
230	80	65	41	18	cm
90.6	31.5	25.6	16.1	7.1	inch

40" HC - 85 pcs

LAKE SOFA 2 SEATER / CODE: LAKDIV2

19 KG | 1 UNIT | 0,88 MC



COVER 230 €
LAKDIV2COP

LAKDIV2-BI
LAKDIV2-GR

White-silver
Graphite-silver

2.196 €

Width	Depth	Height	H. seat	H. cus	
170	80	65	41	18	cm
66.9	31.5	25.6	16.1	7.1	inch

40" HC - 102 pcs

LAKE LIVING ARMCHAIR / CODE: LAKPL

15 KG | 1 UNIT | 0,47 MC



COVER 170 €
LAKPLCOP

LAKPL-BI
LAKPL-GR

White-silver
Graphite-silver

1.378 €

Width	Depth	Height	H. seat	H. cus	
90	80	65	41	18	cm
35.4	31.5	25.6	16.1	7.1	inch

40" HC - 221 pcs

LAKE POUF / CODE: LAKPUF

11 KG | 1 UNIT | 0,27 MC



COVER 135 €
LAKPUFCOP

LAKPUF-BI
LAKPUF-GR

White-silver
Graphite-silver

967 €

Width	Depth	Height	H. cus	
75	75	41	18	cm
29.5	29.5	16.1	7.1	inch

40" HC - 280 pcs

LAKE COFFEE TABLE 70X70 / CODE: LAKTC70

12 KG | 1 UNIT | 0,20 MC



LAKTC70-BI
LAKTC70-GR

White-light concrete
Graphite-dark concrete

964 €

Width	Depth	Height	
70	70	38	cm
27.6	27.6	15.0	inch

40" HC - 345 pcs

LAKE COFFEE TABLE 100X70 / CODE: LAKTC100

15 KG | 1 UNIT | 0,23 MC



LAKTC100-BI
LAKTC100-GR

White-light concrete
Graphite-dark concrete

1.123 €

Width	Depth	Height	
100	70	30	cm
39.4	27.6	11.8	inch

40" HC - 297 pcs

LAKE COFFEE TABLE 50X50 / CODE: LAKTC50

8 KG | 1 UNIT | 0,12 MC



LAKTC50-BI
LAKTC50-GR

White-light concrete
Graphite-dark concrete

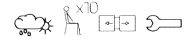
651 €

Width | Depth | Height
50 | 50 | 45 cm
19.7 | 19.7 | 17.7 inch

40" HC - 575 pcs

LAKE EXTENDING TABLE 178/252X90 / CODE: LAKTP178

56 KG | 1 UNIT | 0,48 MC



COVER
LAKTP178COP

340 €

LAKTP178-BI
LAKTP178-GR

White
Graphite

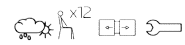
2.998 €

Width | Depth | Height
178/252 | 90 | 76 cm
70/99,2 | 35.4 | 29.9 inch

40" HC - 140 pcs

LAKE EXTENDING TABLE 220/337X100 / CODE: LAKTP220

72 KG | 1 UNIT | 0,65 MC



COVER
LAKTP220COP

380 €

LAKTP220-BI
LAKTP220-GR

White
Graphite

3.778 €

Width | Depth | Height
220/337 | 100 | 76 cm
86 /132 | 39.4 | 29.9 inch

40" HC - 110 pcs

LAKE DINING ARMCHAIR / CODE: LAKPP

4 KG | 4 UNIT | 0,53 MC



LAKPP-BI
LAKPP-GR

White-silver
Graphite-silver

655 €

Width | Depth | Height | Armrest | Hseat | H.cushion
59 | 60 | 85 | 65 | 50 | 6 cm
23.2 | 23.6 | 33.5 | 25.6 | 19.7 | 2.4 inch

40" HC - 552 pcs

LAKE SUNBED / CODE: LAKLET

21 KG | 1 UNIT | 0,71 MC



COVER
LAKLET-COP

210 €

LAKLET-BI
LAKLET-GR

White-silver
Graphite-silver

1.538 €

Width | Depth | Height | H.cushion
206 | 84 | 38 | 6 cm
81.1 | 33.1 | 15.0 | 2.4 inch

40" HC - 140 pcs

PILLOW D40



PILD40-C96W
PILD40-C118
PILD40-C129
PILD40-C130w

Silver D40
Plain ochre D40
Plain sky D40
Plain white D40

112 €

PILLOW 45x45



PIL4545-C96W
PIL4545-C118
PIL4545-C129
PIL4545-C130w

Silver 45x45
Plain ochre 45x45
Plain sky 45x45
Plain white 45x45

112 €

Malècollection

Design Ludovica + Roberto Palomba

Catalogue page 377

CARATTERISTICHE

Tutti i divani sono caratterizzati da una struttura in polietilene nelle varianti colore bianco (PE1), tortora (PE2), grafite (PE3), rosso (PE4) e blu (PE5).

Cuscineria sfoderabile, imbottitura realizzata in quick dry foam e rivestita con tessuto disponibile nelle varianti:

mambo canvas (C20), mambo light blue (C21), bianco-grigio (C91).

Cuscineria sfoderabile, facile da lavare e resistente agli agenti atmosferici.

Lampade caratterizzate da struttura in polietilene traslucido così da favorire il passaggio della luce, disponibile nei colori bianco (PE1T), tortora (PE2T) e grafite (PE3T).

Basamento in acciaio da 7,5 e 10 kg verniciato a polvere in colore bianco (I4), grafite (I5) e tortora (I6).

Illuminazione led con alimentazione a 220V. Potenza 72W e 144W 4000°K

Tavoli caffè con piano in gres colore sand limestone (S20) o grey moon (S21).

Sedia pranzo e poltrona living con gambe in acciaio inox verniciato a polvere, disponibili nei colori bianco (I4), grafite (I5), tortora (I6).

Seduta in realizzata in polyurethane-tech nei colori bianco (PU1), tortora (PU2), grafite (PU3).

Per le combinazioni colore disponibili, consultare il catalogo a partire da pagina 316.

Per una protezione supplementare si consiglia l'utilizzo delle apposite coperture nella stagione invernale, alla sera, o in caso di piogge frequenti.

Per la manutenzione consultare la scheda uso e manutenzione a partire da pagina 72 del presente listino.

FEATURES

All the sofas are in the variants with a polyethylene structure in white (PE1), dove gray (PE2), graphite (PE3), red (PE4) and blue (PE5).

Removable cushions, padding made of quick dry foam and covered with fabric available in the variants:

mambo cloth (C20), light blue mambo (C21), white-gray (C91).

Cushions with removable covers, easy to wash and weather resistant.

Lamps characterized by a translucent polyethylene structure so as to facilitate the passage of light, available in white (PE1T), dove (PE2T) and graphite (PE3T).

Base in 7,5 and 10 kg steel powder coated in white (I4), graphite (I5) and dove gray (I6).

Led lighting with 220V power supply. Power 72W and 144W 4000 ° K

Coffee tables with top in sand limestone (S20) or gray moon (S21) stoneware.

Dining chair and living armchair with legs in powder-coated stainless steel, available in white (I4), graphite (I5), dove-gray (I6).

Seat in made of polyurethane-tech in white (PU1), dove-gray (PU2), graphite (PU3).

For colour combinations refer to the catalogue starting from page 316.

For additional protection, we recommend the use of our covers in winter season or in the evening mainly in rainy periods.

For maintenance, see the use and maintenance sheet starting from page 72 of this pricelist.

MALÉ SOFA END / CODE: MALEND

22 KG | 1 UNIT | 0,55 MC



COVER
MALENCOP 200 €

MALEND-BI-C20
MALEND-BI-C21
MALEND-GR-C91
MALEND-TO-C20
MALEND-RO-C20
MALEND-BL-C20
MALEND-BL-C21

White-mambo canvas 2.144 €
White-mambo light blue
Graphite-white grey
Dove-mambo canvas
Red-mambo canvas
Blue-mambo canvas
Blue-mambo light blue

Width | Depth | Height | H.seat
91 | 91 | 59 | 37 cm
35.8 | 35.8 | 23.2 | 14.6 inch

40" HC - 112 pcs

MALÉ SOFA CX / CODE: MALCX

16 KG | 1 UNIT | 0,53 MC



COVER
MALCXCOP 200 €

MALCX-BI-C20
MALCX-BI-C21
MALCX-GR-C91
MALCX-TO-C20
MALCX-RO-C20
MALCX-BL-C20
MALCX-BL-C21

White-mambo canvas 1.886 €
White-mambo light blue
Graphite-white grey
Dove-mambo canvas
Red-mambo canvas
Blue-mambo canvas
Blue-mambo light blue

Width | Depth | Height | H.seat
88 | 91 | 59 | 37 cm
34.6 | 35.8 | 23.2 | 14.6 inch

40" HC - 112 pcs

MALÉ POUF / CODE: MALPUF

8 KG | 1 UNIT | 0,33 MC



COVER
MALPUFCOP 135 €

MALPUF-BI-C20
MALPUF-BI-C21
MALPUF-GR-C91
MALPUF-TO-C20
MALPUF-RO-C20
MALPUF-BL-C20
MALPUF-BL-C21

White-mambo canvas 1.423 €
White-mambo light blue
Graphite-white grey
Dove-mambo canvas
Red-mambo canvas
Blue-mambo canvas
Blue-mambo light blue

Width | Depth | Height
88 | 88 | 37 cm
34.6 | 34.6 | 14.6 inch

40" HC - 225 pcs

MALÉ SOFA CORNER / CODE: MALANG

22 KG | 1 UNIT | 0,55 MC



COVER
MALANGCOP 200 €

MALANG-BI-C20
MALANG-BI-C21
MALANG-GR-C91
MALANG-TO-C20
MALANG-RO-C20
MALANG-BL-C20
MALANG-BL-C21

White-mambo canvas 2.424 €
White-mambo light blue
Graphite-white grey
Dove-mambo canvas
Red-mambo canvas
Blue-mambo canvas
Blue-mambo light blue

Width | Depth | Height | H.seat
91 | 91 | 59 | 37 cm
35.8 | 35.8 | 23.2 | 14.6 inch

40" HC - 112 pcs

MALÉ COFFEE TABLE 90X90 / CODE: MALTC90

28 KG | 1 UNIT | 0,11 MC



MALTC90-BI-S20
MALTC90-GR-S21
MALTC90-TO-S20
MALTC90-RO-S20
MALTC90-BL-S20

White-sand limestone 1.332 €
Graphite-grey moon
Dove-sand limestone
Red-sand limestone
Blue-sand limestone

Width | Depth | Height
90 | 90 | 10 cm
35.4 | 35.4 | 3.9 inch

40" HC - 512 pcs

MALÉ LIVING ARMCHAIR / CODE: MALPL

8 KG | 1 UNIT | 0,31 MC



*stainless frame
40" HC - 210 pcs

MALPL-I4-BI	White-white	796 €
MALPL-I4-TO	White-dove	
MALPL-I5-GR	Graphite-graphite	
MALPL-I5-TO	Graphite-dove	
MALPL-I6-TO	Dove-dove	

Width	Depth	Height	H. seat	
65	69	70	33	cm
25.6	27.2	27.6	13.0	inch

MALÉ DINING CHAIR / CODE: MALSP

4,5 KG | 1 UNIT | 0,12 MC




*stainless frame
40" HC -540 pcs

MALSP-I4-BI	White-white	548 €
MALSP-I4-TO	White-dove	
MALSP-I5-GR	Graphite-graphite	
MALSP-I5-TO	Graphite-dove	
MALSP-I6-TO	Dove-dove	

Width	Depth	Height	H. seat	
55	55	82	42	cm
21.7	21.7	32.3	16.5	inch

MALÉ LAMP H190 / CODE: MALL190//ACCESSORIES

23 KG | 1 UNIT | 0,60 MC



*dimable light

MALL190-B-BI	White (E14 40W max bulb not included)	1627 €
MALL190-B-GR	Graphite (E14 40W max bulb not included)	
MALL190-B-TO	Dove (E14 40W max bulb not included)	

Width	Depth	Height	Weight base	
52	52	190	9.5	cm
20.5	20.5	74.8	3.7	inch

*stainless base
*remote control included
40" HC -110 pcs

MALL190-L-BI	White (LED 98W 4000K)	2.142 €
MALL190-L-GR	Graphite (LED 98W 4000K)	
MALL190-L-TO	Dove (LED 98W 4000K)	

MALÉ LAMP H90 / CODE: MALL90//ACCESSORIES

15 KG | 1 UNIT | 0,26 MC



*dimable light

MALL90-B-BI	White (E14 40W max bulb not included)	1020 €
MALL90-B-GR	Graphite (E14 40W max bulb not included)	
MALL90-B-TO	Dove (E14 40W max bulb not included)	

Width	Depth	Height	Weight base	
52	52	90	5	cm
20.5	20.5	35.4	2	inch

*stainless base
*remote control included
40" HC -250 pcs

MALL90-L-BI	White (LED 48W 4000K)	1.349 €
MALL90-L-GR	Graphite (LED 48W 4000K)	
MALL90-L-TO	Dove (LED 48W 4000K)	

PILLOW 45X45



PIL4545-C20	Mambo canvas 45x45	136 €
PIL4545-C21	Mambo light blue 45x45	
PIL4545-C22	Taupe 45x45	
PIL4545-C23	Stripe canvas 45x45	
PIL4545-C33	Stripe light blue 45x45	
PIL4545-C34	Quadro taupe 45x45	
PIL4545-C91	Whiter grey 45x45	
PIL4545-C100	Grey 45x45	
PIL4545-C108	Burgundy red 45x45	

Milocollection

Design Marco Acerbis

Catalogue page 461

CARATTERISTICHE

Tutti gli articoli sono caratterizzati da una struttura in alluminio verniciato a polvere disponibile in tre diverse varianti di colore: bianco (A12), tortora (A13) o grafite (A14).

Divani e poltrona living con rivestimento in corda sintetica disponibile in due diverse colorazioni: grigio chiaro (R32) e beige scuro (R33). Cuscineria sfoderabile, imbottitura realizzata in quick dry foam e rivestita con tessuto disponibile nelle varianti: bianco caldo (C53), grigio scuro (C95) e silver (C96w).

Poltrona pranzo impilabile con struttura in alluminio colore bianco (A12), tortora (A13), grafite (A14), rosso (A7) o verde bamboo, rivestita in textilene.

Cuscino seduta opzionale disponibile oltre ai precedenti colori anche nelle varianti grigio chiaro (C83) e grigio scuro (C81).

Letino e sdraio sono impilabili e reclinabili.

Possibilità di allunga opzionale di 60 cm applicabile al tavolo Milo alluminio 200x100 nelle varianti di colore bianco (A12), tortora (A13) e grafite (A14). Possibilità di allunga opzionale di 60 cm applicabile al tavolo Milo ceramica 200x100 nelle varianti di colore bianco (S14), grigio scuro (S15) e beige (S18).

Per le combinazioni colore disponibili, consultare il catalogo a partire da pagina 500.

Per una protezione supplementare si consiglia l'utilizzo delle apposite coperture nella stagione invernale, alla sera, o in caso di piogge frequenti.

Eventuali imperfezioni legate a tonalità di colore (della ceramica) differente tra il piano e l'allunga, corrisponderanno allo standard e non saranno per tanto ritenute valide eccezioni in merito. Per la manutenzione consultare la scheda uso e manutenzione a partire da pagina 72 del presente listino.

FEATURES

All items are characterized by a powder-coated aluminum structure available in three different colors: white (A12), dove (A13) or graphite (A14).

Sofas and living room armchair with synthetic rope covering available in two different colors: light gray (R32) and dark beige (R33). Removable cushions, padding made of quick dry foam and covered with fabric available in the variants: warm white (C53), dark gray (C95) and silver (C96w).

Stackable dining armchair with aluminum structure in white (A12), dove (A13), graphite (A14), red (A7) or reed green (A4) colour, covered in textilene.

Optional seat cushion available in addition to the previous colors also in light gray (C83) and dark gray (C81) variants.

Sunbed and deckchair are stackable and reclining.

Dining table Milo 200x100cm made of aluminum with 60cm optional extension leaf available in white (A12), dove (A13) or graphite (A14). Dining table Milo 200x100cm made of ceramic with 60cm optional extension leaf available in white (S14), dark grey (S15) or beige (S18). For colour combinations refer to the catalogue starting from page 500.

For additional protection, we recommend the use of our covers in winter season or in the evening mainly in rainy periods.

Any imperfection related to shades of the ceramic color, between the top and the extension leaf, will correspond to the standard and will not be considered valid exceptions in this regard.

For maintenance, see the use and maintenance sheet starting from page 72 of this pricelist.

MILO SOFA 3 SEATER / CODE: MLOCDIV3P

32 KG | 1 UNIT | 0,99 MC



COVER
MLOCDIV3PCOP

265 €

MLOCDIV3P-C96W
MLOCDIV3P-C53
MLOCDIV3P-C95

White-silver rope
Dove-beige rope
Graphite-silver rope

2.498 €

Width	Depth	Height	H. seat	H. cus	
228	79	70	36	14	cm
89.8	31.1	27.6	14.2	5.5	inch

40" HC - 75 pcs

MILO SOFA 2 SEATER / CODE: MLOCDIV2P

23 KG | 1 UNIT | 0,70 MC



COVER
MLOCDIV2PCOP

220 €

MLOCDIV2P-C96W
MLOCDIV2P-C53
MLOCDIV2P-C95

White-silver rope
Dove-beige rope
Graphite-silver rope

1.850 €

Width	Depth	Height	H. seat	H. cus	
165	79	70	36	14	cm
65.0	31.1	27.6	14.2	5.5	inch

40" HC - 101 pcs

MILO LIVING ARMCHAIR / CODE: MLOCPCL

18 KG | 1 UNIT | 0,42 MC



COVER
MLOCPCLCOP

165 €

MLOCPCL-C96W
MLOCPCL-C53
MLOCPCL-C95

White-silver rope
Dove-beige rope
Graphite-silver rope

1.237 €

Width	Depth	Height	H. seat	H. cus	
100	79	70	36	14	cm
39.4	31.1	27.6	14.2	5.5	inch

40" HC - 177 pcs

MILO COFFEE TABLE D100 / CODE: MLOTC100

12 KG | 1 UNIT | 0,30 MC



MLOTC100
MLOTC100-T
MLOTC100-G
MLOTC100-R

White
Dove
Graphite
Red

746 €

Width	Depth	Height	
100	100	30	cm
39.4	39.4	11.8	inch

40" HC - 224 pcs

MILO COFFEE TABLE D70 / CODE: MLOTC70

5 KG | 1 UNIT | 0,20 MC



MLOTC70
MLOTC70-T
MLOTC70-G
MLOTC70-R

White
Dove
Graphite
Red

508 €

Width	Depth	Height	
70	70	40	cm
27.6	27.6	15.7	inch

40" HC - 360 pcs

MILO COFFEE TABLE D50 / CODE: MLOTC50

4 KG | 1 UNIT | 0,19 MC




MLOTC50
MLOTC50-T
MLOTC50-G
MLOTC50-R

White
Dove
Graphite
Red


337 €

Width	Depth	Height	
50	50	50	cm
19.7	19.7	19.7	inch


40" HC - 480 pcs

MILO EXTENDING ALU DINING TABLE 120/180X80 / CODE: MLOTPALU120		35 KG	1 UNIT	0,38 MC	
	2 extension panel included	MLOTPALU120-B	White	1.866 €	
		MLOTPALU120-T	Dove		
		MLOTPALU120-G	Graphite		


Width	Depth	Height	40" HC - 231 pcs
120/180	80	76	cm
47.2/70.9	31.5	29.9	inch

MILO EXTENDING ALU DINING TABLE 160/215X95 / CODE: MLOTPALU160		39 KG	1 UNIT	0,32 MC	
	COVER (table+6seats) MLOTPALU160COP	330 €	MLOTPALU160-B	White	2.285 €
			MLOTPALU160-T	Dove	
			MLOTPALU160-G	Graphite	


Width	Depth	Height	40" HC - 144 pcs
160/215	95	76	cm
63/84.6	37.4	29.9	inch

MILO EXTENDING ALU DINING TABLE 200/260X100 / CODE: MLOTPALU200		48 KG	1 UNIT	0,50 MC	
	COVER (table+8seats) MLOTPALU200COP	395 €	MLOTPALU200-B	White	2.698 €
			MLOTPALU200-T	Dove	
			MLOTPALU200-G	Graphite	


Width	Depth	Height	40" HC - 110 pcs
200/260	100	76	cm
78.7/102	39.4	29.9	inch

MILO EXTRA ALU PANEL 60X100 / CODE: MLOEXT		6 KG	1 UNIT	0,06 MC	
	only for extending table 200x100	MLOEXT-B	White	424 €	
		MLOEXT-T	Dove		
		MLOEXT-G	Graphite		

Width	Depth	Height
60	100	3
23.6	39.4	1.2
		cm
		inch






MILO EXTENDING CERAMIC DINING TABLE 160/215X95 / CODE: MLOTPCER160		55 KG	1 UNIT	0,51 MC	
	COVER (table+6seats) MLOTPALU160COP	330 €	MLOTPCER160-B	White	3.144 €
			MLOTPCER160-G	Graphite-darkgray	
			MLOTPCER160-V	Reed green-beige	
			MLOTPCER160-R	Red-beige	

Width	Depth	Height	40" HC - 144 pcs
160/215	95	76	cm
63/84.6	37.4	29.9	inch

MILO EXTENDING CERAMIC DINING TABLE 200/260X100 / CODE: MLOTPCER200		69 KG	1 UNIT	0,70 MC	
	COVER (table+8seats) MLOTPALU200COP	395 €	MLOTPCER200-B	White	3.628 €
			MLOTPCER200-G	Graphite	
			MLOTPCER200-V	Reed green-beige	
			MLOTPCER200-R	Red-beige	

Width	Depth	Height	40" HC - 110 pcs
200/260	100	76	cm
78.7/102	39.4	29.9	inch

MILO EXTRA CERAMIC PANEL 60X100 / CODE: MLOCEREXT		12 KG	1 UNIT	0,06 MC		
	only for extending table 200x100	MLOCEREXT-B	White	498 €		
		MLOCEREXT-G	Graphite			
		MLOCEREXT-V	Reed green-beige			
		MLOCEREXT-R	Red-beige			
Width	Depth	Height				
60	100	3	cm			
23.6	39.4	1.2	inch			
<hr/>						
DOMINO DINING TABLE 160X95 / CODE: DOMTP160		55 KG	1 UNIT	0,47 MC		
	COVER (table+8seats) 310 €	DOMTP160-B	White-teak	4.024 €		
	DOMTP160COP	DOMTP160-G	Graphite-teak			
Width	Depth	Height				
160/215	95	76	cm			
63/84.6	37.4	29.9	inch			
	40"HC - 144pcs					
<hr/>						
DOMINO DINING TABLE 200X100 / CODE: DOMTP200		64 KG	1 UNIT	0,61 MC		
	COVER (table+10seats) 385 €	DOMTP200-B	White-teak	4.976 €		
	DOMTP200COP	DOMTP200-G	Graphite-teak			
Width	Depth	Height				
200/260	100	76	cm			
78.7/102	39.4	29.9	inch			
	40"HC - 110pcs					
<hr/>						
DOMINO EXTRA PANEL 60X100 / CODE: MLOEXT only for extending table 200x100		6 KG	1 UNIT	0,06 MC		
		MLOEXT-BI	White	424 €		
		MLOEXT-G	Graphite			
Width	Depth	Height				
60	100	3	cm			
23.6	39.4	1.2	inch			
<hr/>						
MILO TABLE D 90 /CODE: MLOTAVD90		9,2 KG	1 UNIT	0,09 MC		
		MLOTAVD90-B	White	934 €		
		MLOTAVD90-G	Graphite			
		MLOTAVD90-V	Reed green			
		MLOTAVD90-R	Red			
Width	Depth	Height				
90	90	74	cm			
35.4	35.4	29.1	inch			
	40" HC - 249 pcs					
<hr/>						
MILO TABLE 90X90 /CODE: MLOTAV9090		11,8 KG	1 UNIT	0,14 MC		
		MLOTAV9090-B	White	934 €		
		MLOTAV9090-G	Graphite			
		MLOTAV9090-V	Reed green			
		MLOTAV9090-R	Red			
Width	Depth	Height				
90	90	74	cm			
35.4	35.4	29.1	inch			
	40" HC - 249 pcs					

MILO TABLE 160X90 / CODE: MLOTAV16090		18,6 KG	1 UNIT	0,25 MC	
	COVER(table+4seats) MLOTAV16090COP	280 €	MLOTAV16090-B MLOTAV16090-G MLOTAV16090-V MLOTAV16090-R	White Graphite Reed green Red	1.344 €
Width	Depth	Height	40" HC - 155 pcs		
160	90	74	cm		
63.0	35.4	29.1	inch		
MILO DINING ARMCHAIR / CODE: MLOTXPP		4 KG	4 UNIT	0,44 MC	
			MLOTXPP-B MLOTXPP-T MLOTXPP-G MLOTXPP-V MLOTXPP-R MLOPPCUS-C53 MLOPPCUS-C81 MLOPPCUS-C83 MLOPPCUS-C95 MLOPPCUS-C96W	White Dove Graphite Reed green Red Warm white Dark grey Light grey Dark grey Silver	259 € 125 €
Width	Depth	Height	H. arm	H.seat	40" HC - 501 pcs
59	58	89	65	48	cm
23.2	22.8	35.0	25.6	18.9	inch
MILO BENCH / CODE: MLOALUPAN		18 KG	1 UNIT	0,13 MC	
			MLOALUPAN-B MLOALUPAN-T MLOALUPAN-G MLOPPCUS-C95	White Dove Graphite Dark grey	1.208 €
Width	Depth	Height	40" HC - 526 pcs		
180	38	45	cm		
70.9	15.0	17.7	inch		
MILO SUNBED 2.0 / CODE: MLOLET2		11 KG	1 UNIT	0,51 MC	
	COVER MLOLET2COP	210 €	MLOLET2-B MLOLET2-T MLOLET2-G	White Dove Graphite	874 €
Width	Depth	Height	40" HC - 200 pcs		
195	77	30	cm		
76.8	30.3	11.8	inch		
MILO DECK CHAIR / CODE: MLODEC		9 KG	2 UNIT	0,91 MC	
	COVER MLODECCOP	210 €	MLODEC-B MLODEC-T MLODEC-G	White Dove Graphite	648 €
Width	Depth	Height	H. arm	H.seat	40" HC - 200 pcs
63	136	101	60	40	cm
24.8	53.5	39.8	23.6	15.7	inch

PILLOW DIAM. 40



PILD40-C38W	Mélange beige ø 40	112 €
PILD40-C46W	Peach ø 40	
PILD40-C53	Warm white ø 40	
PILD40-C95	Dark grey ø 40	
PILD40-C96W	Silver ø 40	
PILD40-C118W	Plain ochre ø 40	
PILD40-C129	Plain sky ø 40	
PILD40-C130W	Plain white ø 40	

PILLOW 45X45



PIL4545-C38W	Mélange beige 45x45	112 €
PIL4545-C46W	Peach 45x45	
PIL4545-C53	Warm white 45x45	
PIL4545-C95	Dark grey 45x45	
PIL4545-C96W	Silver 45x45	
PIL4545-C118W	Plain ochre 45x45	
PIL4545-C129	Plain sky 45x45	
PIL4545-C130W	Plain white 45x45	

Mooncollection//Alu

Design Cristian Visentin

Catalogue page 225

CARATTERISTICHE

Tutti gli articoli sono caratterizzati da una struttura in alluminio verniciato a polvere nei colori bianco (A12) tortora (A13) o grafite (A14). Sedute e schienali sono rivestiti da un intreccio di corde in grigio chiaro (R7), grigio scuro (R8) or beige (S28).

Cuscineria sfoderabile con imbottitura in quick dry foam, rivestita con tessuti studiati per l'outdoor impermeabili è disponibile nelle colorazioni; Light grey (C19), dark grey (C17), warm white (C53).

Struttura dell'altalena in alluminio verniciato a polvere nei colori bianco (A12) e grafite (A14). Corda abbinata al colore della seduta. Bulloneria di fissaggio altalena non inclusa.

Tavoli caffè e tavolo pranzo con struttura in alluminio verniciato a polvere. La struttura bianca ha il piano in ceramica color bianco (S14), la struttura grafite in ceramica grigio scuro (S15), la struttura tortora in ceramica beige (S18).

Tavoli pranzo misura 160/215x90 e 200/260x100 con struttura e piano completamente in alluminio.

Per le combinazioni colore disponibili, consultare il catalogo a partire da pagina 256.

Per una protezione supplementare si consiglia l'utilizzo delle apposite coperture nella stagione invernale, alla sera, o in caso di piogge frequenti.

Eventuali imperfezioni legate a tonalità di colore (della ceramica) differente tra il piano e l'allungo, corrisponderanno allo standard e non saranno per tanto ritenute valide eccezioni in merito.

Per la manutenzione consultare la scheda uso e manutenzione a partire da pagina 72 del presente listino.

FEATURES

All the items have a powder-coated aluminum frame available in the following colours: white (A12), dove (A13) or graphite (A14).

Seats and backrests are covered with a synthetic rope weave in the following colours: light grey (R7), dark grey (R8) or beige (R28).

Cushions have removable covers and are upholstered in weather resistant outdoor fabrics available in the following colours: light grey (C19), dark grey (C17) or warm white (C53). The padding is made of quick dry foam.

Swing chair aluminum frame available in the following colours: white (A12) and graphite (A14). Rope tone on tone with the seats.

Swing fixing bolts not included.

Dining and coffee table have a powder coated aluminum frame. The white version has a white (S14) ceramic top, the graphite one has a dark grey ceramic top (S15), the dove one has a beige ceramic top (S18).

Dining tables 160/215x90 and 200/260x100 with frame and top completely in aluminum.

For colour combinations refer to the catalogue starting from page 256.

For additional protection, we recommend the use of our covers in winter season or in the evening mainly in rainy periods.

Any imperfection related to shades of the ceramic color, between the top and the extension leaf, will correspond to the standard and will not be considered valid exceptions in this regard.

For maintenance, see the use and maintenance sheet starting from page 72 of this pricelist.

MOON ALU SOFA / CODE: MONALUDIV2

25 KG | 1 UNIT | 1,06 MC



COVER 210 €
MONALUDIVCOP

MONALUDIV2-B
MONALUDIV2-G
MONALUDIV2-T

White-light grey
Graphite-dark grey
Dove-warm white

2.428 €

Width Depth Height H. seat H. cus 40" HC - 56 pcs

180 | 85 | 66 | 39 | 12 cm

70.9 | 33.5 | 26.0 | 15.4 | 4.7 inch

MOON ALU LIVING ARMCHAIR / CODE: MONALUPL

11 KG | 2 UNIT | 0,62 MC



COVER 165 €
MONALUPLCOP

MONALUPL-B
MONALUPL-G
MONALUPL-T

White-light grey
Graphite-dark grey
Dove-warm white

1.238 €

Width Depth Height H. seat H. cus 40" HC - 156 pcs

84 | 74 | 66 | 39 | 12 cm

33.1 | 29.1 | 26.0 | 15.4 | 4.7 inch

MOON ALU COFFEE TABLE / CODE: MONALUTC

13 KG | 1 UNIT | 0,34 MC



COVER 135 €
MONALUTCOP

MONALUTC-B
MONALUTC-G
MONALUTC-T

White-white ceramic
Graphite-charcoal ceramic
Dove-beige ceramic

925 €

Width Depth Height 40" HC - 220 pcs

100 | 60 | 40 cm

39.4 | 23.6 | 15.7 inch

Set: 1sofa+2arm+1ct

5.829 €

MOON ALU SIDE TABLE / CODE: MONALUTC2

6 KG | 1 UNIT | 0,08 C



MONALUTC2-B
MONALUTC2-G
MONALUTC2-T

White-white ceramic
Graphite-charcoal ceramic
Dove-beige ceramic

545 €

Width Depth Height 40" HC - 900 pcs

40 | 40 | 40 cm

15.7 | 15.7 | 15.7 inch

MOON ALU SWING ARCHAIR / CODE: MONALUALT

13 KG | 1 UNIT | 0,38 MC



MONALUALT-B
MONALUALT-G
MONALUALT-T

White-light grey
Graphite-dark grey
Dove-warm white

1.422 €

Width Depth Height H. cus 40" HC - 225 pcs

84 | 75 | 46 | 10 cm

33.1 | 29.5 | 18.1 | 3.9 inch

KIT CORDA 4MT

128 €

MOON ALU FRAME SWING ARCHAIR / CODE: MONALUALTSTR		15 KG	1 UNIT	0,22 MC	
		MONALUALTSTR-B	White	1.722 €	
		MONALUALTSTR-G	Graphite		
		MONALUALTSTR-T	Dove		

Width	Depth	Height	40" HC - 413 pcs	
182	100	213	cm	
71.7	39.4	83.9	inch	

MOON ALU LOVESEAT / CODE: MONALULOV		27 KG	1 UNIT	1,82 MC	
	COVER	255 €	MONALULOV-B	White-light grey	3.046 €
	MONALULOV COP		MONALULOV-G	Graphite-dark grey	
			MONALULOV-T	Dove-warm white	

Width	Depth	Height	H. seat	H. cus	40" HC - 40 pcs	
165	88	99	37	10	cm	
65.0	34.6	39.0	14.6	3.9	inch	

MOON ALU DINING TABLE FULL ALU 160/215X95 / CODE: MONALUTPFA160		44 KG	1 UNIT	0,44 MC	
	COVER (table+6seats)	330 €	MONALUTPFA160-B	White	2.298 €
	MONALUTPFA160COP		MONALUTPFA160-G	Graphite	
			MONALUTPFA160-T	Dove	


Width	Depth	Height	40" HC - 144 pcs	
160/215	95	76	cm	
63/84.6	37.4	29.9	inch	


MOON ALU DINING TABLE FULL ALU 200/260X100 / CODE: MONALUTP200		54 KG	1 UNIT	0,69 MC	
	COVER (table+8seats)	410 €	MONALUTPFA200-B	White	2.744 €
	MONALUTPFA200COP		MONALUTPFA200-G	Graphite	
			MONALUTPFA200-T	Dove	
			MONALUEXT-B	White	424 €
			MONALUEXT-G	Graphite	
			MONALUEXT-T	Dove	


Width	Depth	Height	40" HC - 110 pcs	
200/260	100	76	cm	
78.7/102	39.4	29.9	inch	


MOON ALU DINING TABLE 160/215X95 / CODE: MONALUTP160		44 KG	1 UNIT	0,44 MC	
	COVER (table+6seats)	330 €	MONALUTP160-B	White-white ceramic	3.164 €
	MONALUTP160COP		MONALUTP160G	Graphite-charcoal ceramic	
			MONALUTP160-T	Dove-beige ceramic	


Width	Depth	Height	40" HC - 144 pcs	
160/215	95	76	cm	
63/84.6	37.4	29.9	inch	

MOON ALU DINING TABLE 240/300X100 / CODE: MONALUTP240		73 KG	1 UNIT	0,80 MC	
	COVER (table+8seats) MONALUTP240COP	470 €	MONALUTP240-B MONALUTP240-G MONALUTP240-T	White-white ceramic Graphite-charcoal ceramic Dove-beige ceramic	3.842 €
Width	Depth	Height	40" HC - 96 pcs		
240/300	100	76	cm		
95.5/118	39.4	29.9	inch		

MOON ALU TABLE 80X80 / CODE: MONALUTAV80		29 KG	1+1 UNIT	0,06 MC	
			MONALUTAV80-B MONALUTAV80-G MONALUTAV80-T	White-white ceramic Graphite-charcoal ceramic Dove-beige ceramic	766 €
Width	Depth	Height	40" HC - 800 pcs		
80	80	76	cm		
31.5	31.5	29.9	inch		

MOON ALU BAR TABLE 70X70 / CODE: MONALUTAVBAR70		29 KG	1+1 UNIT	0,06 MC	
			MONALUTAVBAR70-B MONALUTAVBAR70-G MONALUTAVBAR70-T	White-white ceramic Graphite-charcoal ceramic Dove-beige ceramic	798 €
Width	Depth	Height	40" HC - 800 pcs		
70	70	105	cm		
27.6	27.6	41.3	inch		

MOON ALU DINING ARMCHAIR / CODE: MONALUPP		5 KG	4 UNIT	0,61 MC	
			MONALUPP-B MONALUPP-G MONALUPP-T MONALUPPCUS-GC MONALUPPCUS-WW MONALUPPCUS-GS MONALUPPCUSB-GC MONALUPPCUSB-WW MONALUPPCUSB-GS	White Graphite Dove Light grey seat cushion Warm white seat cushion Dark grey seat cushion Light grey back cushion Warm white back cushion Dark grey back cushion	486 € 98 € 64 €
Width	Depth	Height	H. seat	40" HC - 572 pcs	
62	56	75	45	cm	
24.4	22.0	29.5	17.7	inch	

MOON ALU DINING CHAIR / CODE: MONALUSP		3,5 KG	4 UNIT	0,46 MC	
			MONALUSP-B MONALUSP-G MONALUSP-T MONALUPPCUS-GC MONALUPPCUS-WW MONALUPPCUS-GS MONALUPPCUSB-GC MONALUPPCUSB-WW MONALUPPCUSB-GS	White Graphite Dove Light grey seat cushion Warm white seat cushion Dark grey seat cushion Light grey back cushion Warm white back cushion Dark grey back cushion	429 € 98 € 64 €
Width	Depth	Height	H. seat	40" HC - 900 pcs	
62	56	75	45	cm	
24.4	22.0	29.5	17.7	inch	

MOON ALU BAR STOOL / CODE: MONALUSGA

4,5 KG | 2 UNIT | 0,44 MC



MONALUSG-B
MONALUSG-G
MONALUSG-T

White
Graphite
Dove

599 €

Width	Depth	Height	H. seat	40" HC - 320 pcs	
56	58	107	74	cm	
22.0	22.8	42.1	29.1	inch	

MOON ALU DAYBED / CODE: MONALUDXL

37 KG | 1 UNIT | 1,88 MC



MONALUDXL-B
MONALUDXL-G
MONALUDXL-T
MONALUDXLCUS-GC
MONALUDXLCUS-WW
MONALUDXLCUS-GS

White-light grey
Graphite-dark grey
Dove-warm white
Light grey
Warm white
Dark grey

4.424 €

524 €

Width	Depth	Height	H. seat	H. cus	40" HC - 31 pcs	
170	155	68	37	10	cm	
66.9	61.0	26.8	14.6	3.9	inch	

Cushion kit:
n.3 50x30+n.2ø45+2ø35

MOON ALU SUNBED / CODE: MONALULET

21KG | 2 UNIT | 0,82 MC



COVER
MONALULETCOP

210 €

MONALULET-B
MONALULET-G
MONALULET-T
MONALULETCUS-GC
MONALULETCUS-WW
MONALULETCUS-GS

White
Graphite
Dove
Light grey
Warm white
Dark grey

1.499 €

436 €

Width	Depth	Height	40" HC - 256 pcs	
200	80	33	cm	
78.7	31.5	13.0	inch	

Panama collection

Design Ludovica + Roberto Palomba

Catalogue page 277

Tutti gli articoli sono caratterizzati da una struttura di base in alluminio verniciato a polvere in colore Giallo (A5), Verde petrolio (A6), Rossa (A7), Beige (A21), o Grafite (A14). La struttura superiore, anch'essa costituita da una struttura interna in alluminio, è rivestita da un intreccio di corde in tessuto sintetico

disponibile in diverse colorazioni: Dark grey (R10), Giallo (R19), Rosso (R21), Sabbia (R22) e Verde petrolio (R23).

Cuscineria con imbottitura realizzata in dacron e rivestita con tessuti studiati per l'outdoor è disponibile nelle colorazioni;

Twill black (C8), Twill yellow (C14), Plain white (C49), Mambo sand (C54), Outmap turquoise (C55), Plain beige (C56), Outmap plum (C68), Twill rust (C69), Outmap grey (C70), Outmap olive (C73).

Poltrona Panama uovo disponibile sia basamento girevole che struttura sospesa.

Tavoli caffè con struttura in alluminio verniciato a polvere nei colori Giallo (A5), Verde petrolio (A6), Rossa (A7), Beige (A21), o Grafite (A14).

Piano in gres Calacatta spessore 12mm.

Per le combinazioni colore disponibili, consultare il catalogo a partire da pagina 418.

Per una protezione supplementare si consiglia l'utilizzo delle apposite coperture nella stagione invernale, alla sera, o in caso di piogge frequenti.

Per la manutenzione consultare la scheda uso e manutenzione a partire da pagina 72 del presente listino.

FEATURES

All the items have a powder-coated aluminum frame in Yellow (A5), Dark-blue green (A6), Red (A7), Beige (A21) or Graphite (A14). The upper structure, characterized by the internal structure in aluminum, is covered with an interweaving of synthetic rope available in Dark grey (R10), Yellow (R19), Red (R21), Sand (R22) and Dark-blue green (R23).

Cushions are upholstered with fabrics specifically designed for outdoor, with dacron padding. Available in Twill black (C8), Twill yellow (C14), Plain white (C49), Mambo sand (C54), Outmap turquoise (C55), Plain beige (C56), Outmap plum (C68), Twill rust (C69), Outmap grey (C70), Outmap olive (C73).

Panama egg armchair available in both swivel base and suspended structure.

Coffee tables with powder-coated aluminum frame, available in Yellow (A5), Dark-blue green (A6), Red (A7), Beige (A21) or Graphite (A14). Calacatta gres top 12mm (thickness).


For colour combinations refer to the catalogue starting from page 418.

For additional protection, we recommend the use of our covers in winter season or in the evening mainly in rainy periods.

For maintenance, see the use and maintenance sheet starting from page 72 of this pricelist.

PANAMA SOFA LOVESEAT / CODE: PANLOV

12 KG | 1 UNIT | 0,82 MC



COVER 200 €
PANLOVCOP

PANLOV-TO Dove
PANLOV-GR Graphite
PANLOV-RO Red
* PANLOV-GI Yellow
* PANLOV-VE Teal green

1470 €

Width Depth Height H. seat

40" HC - 225 pcs

140 | 64 | 74 | 38 cm
55.1 | 25.2 | 29.1 | 15.0 inch

CUSHION 115x45

PANLOV-C49 Plain white
PANLOV-C54 Mambo sand
PANLOV-C56 Pain beige
PANLOV-C8 Twill black
PANLOV-C70 Outmap grey
PANLOV-C55 Outmap turquoise
PANLOV-C68 Outmap plum
PANLOV-C69 Twill rust
PANLOV-C14 Twill yellow
** PANLOV-C73 Outmap olive

307 €

378 €

* on request 12/16 week

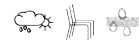
**

** on request 4/6 week

**

PANAMA LIVING ARMCHAIR / CODE: PANPL

6 KG | 2 UNIT | 0,49 MC



COVER 135 €
PANPLCOP

PANPL-TO Dove
PANPL-GR Graphite
PANPL-RO Red
* PANPL-GI Yellow
* PANPL-VE Teal green

767 €

Width Depth Height H. seat

40" HC - 660 pcs

72 | 63 | 74 | 38 cm
28.3 | 24.8 | 29.1 | 15.0 inch

CUSHION 50x40

PANPL-C49 Plain white
PANPL-C54 Mambo sand
PANPL-C56 Pain beige
PANPL-C8 Twill black
PANPL-C70 Outmap grey
PANPL-C55 Outmap turquoise
PANPL-C68 Outmap plum
PANPL-C69 Twill rust
PANPL-C14 Twill yellow
** PANPL-C73 Outmap olive

151 €

198 €

* on request 12/16 week

**

** on request 4/6 week

**

PANAMA LOUNGE ARMCHAIR / CODE: PANPLON

12 KG | 1 UNIT | 1,19 MC



COVER 190 €
PANPLONCOP

PANPLON-TO Dove
PANPLON-GR Graphite
PANPLON-RO Red
* PANPLON-GI Yellow
* PANPLON-VE Teal green

1292 €

Width Depth Height H. seat

40" HC - 300 pcs

100 | 89 | 107 | 34 cm
39.4 | 35.0 | 42.1 | 13.4 inch

CUSHION 80x60

PANPLON-C49 Plain white
PANPLON-C54 Mambo sand
PANPLON-C56 Pain beige
PANPLON-C8 Twill black
PANPLON-C70 Outmap grey
PANPLON-C55 Outmap turquoise
PANPLON-C68 Outmap plum
PANPLON-C69 Twill rust
PANPLON-C14 Twill yellow
** PANPLON-C73 Outmap olive

284 €

348 €

* on request 12/16 week

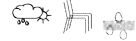
**

** on request 4/6 week

**

PANAMA SOFA LOVESEAT HIGH / CODE: PANDIVLON

9 KG | 1 UNIT | 1,86 MC



COVER 275 €
PANDIVLONCOP

PANDIVLON-TO Dove
PANDIVLON-GR Graphite
PANDIVLON-RO Red
* PANDIVLON-GI Yellow
* PANDIVLON-VE Teal green
PANDIVLON-C49 Plain white
PANDIVLON-C54 Mambo sand
PANDIVLON-C56 Pain beige
PANDIVLON-C8 Twill black
PANDIVLON-C70 Outmap grey
PANDIVLON-C55 Outmap turquoise
PANDIVLON-C68 Outmap plum
PANDIVLON-C69 Twill rust
PANDIVLON-C14 Twill yellow
** PANDIVLON-C73 Outmap olive

2.085 €

Width	Depth	Height	H. seat	
165	98	107	34	cm
65.0	38.6	42.1	13.4	inch

40" HC - 170 pcs

CUSHION 145x70



* on request 12/16 week

** on request 4/6 week

**

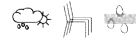
**

329 €

398 €

PANAMA POUF / CODE: PANPOF

7 KG | 1 UNIT | 0,25 MC



COVER 135 €
PANPOFCOP

PANPOF-TO Dove
PANPOF-GR Graphite
PANPOF-RO Red
* PANPOF-GI Yellow
* PANPOF-VE Teal green
PANPOF-C49 Plain white
PANPOF-C54 Mambo sand
PANPOF-C56 Pain beige
PANPOF-C8 Twill black
PANPOF-C70 Outmap grey
PANPOF-C55 Outmap turquoise
PANPOF-C68 Outmap plum
PANPOF-C69 Twill rust
PANPOF-C14 Twill yellow
** PANPOF-C73 Outmap olive

753 €

Width	Depth	Height	
100	69	34	cm
39.4	27.2	13.4	inch

40" HC - 245 pcs

CUSHION 80x45



* on request 12/16 week

** on request 4/6 week

**

**

208 €

279 €

PANAMA LIVING RELAX ARMCHAIR / CODE: PANLIVREX

21 KG | 1 UNIT | 1,41 MC



COVER 230 €
PANLIVREXCOP

PANLIVREX-TO Dove
PANLIVREX-GR Graphite
PANLIVREX-RO Red
PANLIVREX-GI Yellow
PANLIVREX-VE Teal green
PANLIVREX-TO-KIT1 Plain white+plain beige
PANLIVREX-TO-KIT2 Mambo sand+plain white
PANLIVREX-GR-KIT1 Twill black+outmap grey
PANLIVREX-GI-KIT1 Twill yellow+outmap olive
PANLIVREX-VE-KIT1 Outmap turquoise+out cross
PANLIVREX-RO-KIT1 Outmap plum+twill rust

3.149 €

Width	Depth	Height	H. seat	
160	125	105	45	cm
63.0	49.2	41.3	17.7	inch

40" HC - 42 pcs

CUSHION 115x75



788 €

1.045 €

PANAMA BERGER ARMCHAIR / CODE: PANBER



Width Depth Height H. seat

92 | 90 | 110 | 30 cm
36.2 | 35.4 | 43.3 | 11.8 inch

COVER 230 €
PANBERCOP

40" HC - 96 pcs

12 KG | 2 UNIT | 1,21 MC

PANBER-TO-C49
PANBER-TO-C54
PANBER-TO-C56
PANBER-GR-C8
PANBER-GR-C70
* PANBER-GI-C14
* PANBER-GI-C73
* PANBER-VE-C55
PANBER-RO-C68
PANBER-RO-C69

Dove-plain white cushion 2.498 €
Dove-mambo sand cushion
Dove-plain beige cushion
Graphite-twill black cushion 2.675 €
Graphite-outmap grey cushion
Yellow-twill yellow cushion
Yellow-outmap olive cushion
Green-outmap turquoise cush.
Red-outmap plum cushion
Red-twill rust cushion



PANAMA SUNBED / CODE: PANLET



Width Depth Height H. seat

156 | 76 | 78 | 40 cm
61.4 | 29.9 | 30.7 | 15.7 inch

COVER 210 €
PANLET COP

40" HC - 196 pcs

CUSHION 110x50

7 KG | 2 UNIT | 1,10 MC

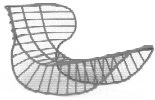
PANLET-TO
PANLET-GR
PANLET-RO
* PANLET-GI
* PANLET-VE
PANLET-C49
PANLET-C54
PANLET-C56
PANLET-C8
PANLET-C70
PANLET-C55
PANLET-C68
PANLET-C69
PANLET-C14
** PANLET-C73

Dove 1.493 €
Graphite
Red
Yellow
Teal green
Plain white 399 €
Mambo sand
Pain beige
Twill black 495 €
Outmap grey
Outmap turquoise
Outmap plum
Twill rust
Twill yellow
Outmap olive



* on request 12/16 week
** on request 4/6 week

PANAMA ROCKING SUNBED / CODE: PANROK



Width Depth Height H. seat H. cus

180 | 127 | 122 | 31 | 4 cm
70.9 | 50.0 | 48.0 | 12.2 | 1.6 inch

COVER 380 €
PANROCLETCOP

* on request 12/16 week
** on request 4/6 week

20 KG | 1 UNIT | 3,03 MC

PANROK-TO
PANROK-GR
PANROK-RO
* PANROK-GI
* PANROK-VE
PANLET-C49
PANLET-C54
PANLET-C56
PANLET-C8
PANLET-C70
PANLET-C55
PANLET-C68
PANLET-C69
PANLET-C14
** PANLET-C73

Dove 3.996 €
Graphite
Red
Yellow
Teal green
Plain white
Mambo sand
Pain beige
Twill black
Outmap grey
Outmap turquoise
Outmap plum
Twill rust
Twill yellow
Outmap olive



PANAMA DAYBED / CODE: PANBED

18 KG | 1 UNIT | 2,48 MC




Width	Depth	Height	H. seat	H. cus	
170	188	74	40	8	cm
66.9	74.0	29.1	15.7	3.1	inch

COVER	285 €	PANBED-TO-C49	Dove-plain white cushion	4.798 €
PANDABCOP		PANBED-TO-C54	Dove-mambo sand cushion	
		PANBED-TO-C56	Dove-plain beige cushion	
40" HC - 49 pcs		PANBED-GR-C8	Graphite-twill black cushion	4.992 €
		PANBED-GR-C70	Graphite-outmap grey cushion	
		* PANBED-GI-C14	Yellow-twill yellow cushion	
		* PANBED-GI-C73	Yellow-outmap olive cushion	
		* PANBED-VE-C55	Green-outmap turquoise cush.	
		PANBED-RO-C68	Red-outmap plum cushion	
		PANBED-RO-C69	Red-twill rust cushion	

* on request 12/16 week

PANAMA HAMMOCK / CODE: PANA

44 KG | 1+1 UNIT | 1,26 MC



Width	Depth	Height	H. seat	
302	100	96	35	cm
118.9	39.4	37.8	13.8	inch

COVER	410 €	PANA-TO	Dove	3.864 €
PANACOP		PANA-GR	Graphite	
		PANA-RO	Red	
40" HC - 48 pcs		* PANA-GI	Yellow	
		* PANA-VE	Teal green	
CUSHION 160x60		PANA-C49	Plain white	499 €
		*		
		PANA-C54	Mambo sand	
		PANA-C56	Pain beige	
		PANA-C8	Twill black	698 €
		PANA-C70	Outmap grey	
		PANA-C55	Outmap turquoise	
		PANA-C68	Outmap plum	
		PANA-C69	Twill rust	
		* on request 12/16 week	Twill yellow	
		** PAN-A-C14	Outmap olive	
		** on request 4/6 week		
		** PAN-A-C73		



PANAMA EGG CHAIR / CODE: PANEGG

18 KG | 1 UNIT | 1,18 MC



Width	Depth	Height	H. seat	
98	91	132	13	cm
38.6	35.8	52.0	5.1	inch

COVER	300 €	PANEGG-TO-C49	Dove-plain white cushion	4.298 €
PANEGG+BSECOP		PANEGG-TO-C54	Dove-mambo sand cushion	
		PANEGG-TO-C56	Dove-plain beige cushion	
40" HC - 40 pcs		PANEGG-GR-C8	Graphite-twill black cushion	4.494 €
		PANEGG-GR-C70	Graphite-outmap grey cushion	
		* PANEGG-GI-C14	Yellow-twill yellow cushion	
		* PANEGG-GI-C73	Yellow-outmap olive cushion	
		* PANEGG-VE-C55	Green-outmap turquoise cush.	
		PANEGG-RO-C68	Red-outmap plum cushion	
		PANEGG-RO-C69	Red-twill rust cushion	

* on request 12/16 week

PANAMA BASE EGG CHAIR / CODE: PANEGG-BSE

23 KG | 1 UNIT | 0,03 MC



Width	Depth	Height	
57	57	22	cm
22.4	22.4	8.7	inch

40" HC - 2296pcs

* on request 12/16 week

PANEGG-BSE-TO	Dove	1.162 €
PANEGG-BSE-GR	Graphite	
PANEGG-BSE-RO	Red	
* PANEGG-BSE-GI	Yellow	
* PANEGG-BSE-VE	Teal green	

PANAMA ROPE LONG EGG CHAIR / CODE: PANEGG-C



PANEGG-C-TO	Dove	120 €
PANEGG-C-GR	Graphite	
PANEGG-C-RO	Red	
* PANEGG-C-GI	Yellow	
* PANEGG-C-VE	Teal green	

* on request 12/16 week

PANAMA STRUCURE EGG CHAIR / CODE: PANEGG-STR

15 KG | 1+1 UNIT | 0,67 MC



Width	Depth	Height	H. seat	
110	104	200	48	cm
43.3	40.9	78.7	18.9	inch

40" HC - 700 pcs

* on request 12/16 week

PANEGG-STR-TO	Dove	1.348 €
PANEGG-STR-GR	Graphite	
PANEGG-STR-RO	Red	
* PANEGG-STR-GI	Yellow	
* PANEGG-STR-VE	Teal green	

PANAMA COFFEE TABLE 50X50 / CODE: PANTC50

15 KG | 1 UNIT | 0,20 MC



Width	Depth	Height	
50	50	45	cm
19.7	19.7	17.7	inch

40" HC - 786 pcs

**on request 12/16 week

COVER	105 €	PANTC50-TO	Dove-calacatta	845 €
PANTC50COP		PANTC50-GR	Graphite-calacatta	
		PANTC50-RO	Red-calacatta	
		** PANTC50-GI	Yellow-calacatta	
		** PANTC50-VE	Teal green-calacatta	
		PANTC50-TO-S19	Dove-ceppo di gré	
		PANTC50-GR-S19	Graphite-ceppo di gré	
		PANTC50-RO-S19	Red-ceppo di gré	
		** PANTC50-GI-S19	Yellow-ceppo di gré	
		** PANTC50-VE-S19	Teal green-ceppo di gré	

PANAMA COFFEE TABLE 70X70 / CODE: PANTC70

15 KG | 1 UNIT | 0,30 MC



Width	Depth	Height	
70	70	40	cm
27.6	27.6	15.7	inch

40" HC - 786 pcs

**on request 12/16 week

COVER	115 €	PANTC70-TO	Dove-calacatta	1.034 €
PANTC70COP		PANTC70-GR	Graphite-calacatta	
		PANTC70-RO	Red-calacatta	
		** PANTC70-GI	Yellow-calacatta	
		** PANTC70-VE	Teal green-calacatta	
		PANTC70-TO-S19	Dove-ceppo di gré	
		PANTC70-GR-S19	Graphite-ceppo di gré	
		PANTC70-RO-S19	Red-ceppo di gré	
		** PANTC70-GI-S19	Yellow-ceppo di gré	
		** PANTC70-VE-S19	Teal green-ceppo di gré	

PANAMA DINING ARMCHAIR / CODE: PANPP

4,0 KG | 4 UNIT | 0,38 MC



Width Depth Height H. seat

40" HC -536 pcs

68 | 58 | 73 | 45 cm

26.8 | 22.8 | 28.7 | 17.7 inch

PANPP-TO-C49
 PANPP-TO-C54
 PANPP-TO-C56
 PANPP-GR-C8
 PANPP-GR-C70
 * PANPP-GI-C14
 * PANPP-GI-C73
 * PANPP-VE-C55
 PANPP-RO-C68
 PANPP-RO-C69

Dove-plain white cushion 979 €
 Dove-mambo sand cushion
 Dove-plain beige cushion
 Graphite-twill black cushion 1.082 €
 Graphite-outmap grey cushion
 Yellow-twill yellow cushion
 Yellow-outmap olive cushion
 Green-outmap turquoise cush.
 Red-outmap plum cushion
 Red-twill rust cushion

* on request 12/16 week

** on request 4/6 week

PANAMA DINING ARMCHAIR HIGHT BECKREST/ CODE: PANPPA

7,0 KG | 2 UNIT | 0,61 MC



Width Depth Height H. seat

40" HC -204 pcs

70 | 69 | 110 | 45 cm

27.6 | 27.2 | 43.3 | 17.7 inch

PANPPA-TO-C49
 PANPPA-TO-C54
 PANPPA-TO-C56
 PANPPA-GR-C8
 PANPPA-GR-C70
 * PANPPA-GI-C14
 * PANPPA-GI-C73
 * PANPPA-VE-C55
 PANPPA-RO-C68
 PANPPA-RO-C69

Dove-plain white cushion 1.197 €
 Dove-mambo sand cushion
 Dove-plain beige cushion
 Graphite-twill black cushion 1.299 €
 Graphite-outmap grey cushion
 Yellow-twill yellow cushion
 Yellow-outmap olive cushion
 Green-outmap turquoise cush.
 Red-outmap plum cushion
 Red-twill rust cushion

* on request 12/16 week

** on request 4/6 week

PANAMA DINING CHAIR / CODE: PANSP

4,0 KG | 4 UNIT | 0,38 MC



Width Depth Height H. seat

40" HC -1056 pcs

56 | 53 | 80 | 43 cm

22.0 | 20.9 | 31.5 | 16.9 inch

CUSHION



PANSP-TO
 PANSP-GR
 PANSP-RO
 * PANSP-GI
 * PANSP-VE
 PANSP-C49
 PANSP-C54
 PANSP-C56
 PANSP-C8
 PANSP-C70
 PANSP-C55
 PANSP-C68
 PANSP-C69
 * PANSP-C14
 ** PANSP-C73

Dove 438 €
 Graphite
 Red
 Yellow
 Teal green
 Plain white 220 €
 Mambo sand
 Pain beige
 Twill black 249 €
 Outmap grey
 Outmap turquoise
 Outmap plum
 Twill rust
 Twill yellow
 Outmap olive

* on request 12/16 week

** on request 4/6 week

** PANSP-C14
 ** PANSP-C73

PANAMA BAR STOOL / CODE: PANSGA

8,0 KG | 2 UNIT | 0,30 MC



Width	Depth	Height	H.seat	
54	50	90	76	cm
21.3	19.7	35.4	29.9	inch

40" HC - 920 pcs

PANSGA-TO	Dove	538 €
PANSGA-GR	Graphite	
PANSGA-RO	Red	
* PANSGA-GI	Yellow	
* PANSGA-VE	Teal green	

only for Tikal kitchen:

PANSGAKITC-TO	Dove	538 €
PANSGAKITC-GR	Graphite	
PANSGAKITC-RO	Red	
PANSGAKITC-GI	Yellow	
PANSGAKITC-VE	Teal green	

CUSHION 35x40



* on request 12/16 week
** on request 4/6 week

PANSGA-C49	Plain white	123 €
PANSGA-C54	Mambo sand	
PANSGA-C56	Pain beige	
PANSGA-C8	Twill black	138 €
PANSGA-C70	Outmap grey	
PANSGA-C55	Outmap turquoise	
** PANSGA-C68	Outmap plum	
** PANSGA-C69	Twill rust	
PANSGA-C14	Twill yellow	
PANSGA-C73	Outmap olive	

PILLOW 60x60



PIL6060-C49	Plain white 60x60	159 €
PIL6060-C54	Mambo sand 60x60	
PIL6060-C56	Plain beige 60x60	
PIL6060-C8	Twill black 60x60	194 €
PIL6060-C55	Outmap turquoise 60x60	
PIL6060-C68	Outmap plum 60x60	
PIL6060-C69	Twill rust 60x60	
PIL6060-C70	Outmap grey 60x60	
PIL6060-C74	Outcross sky 60x60	
** PIL6060-C14	Twill yellow 60x60	
** PIL6060-C73	Outmap olive 60x60	

** on request 4/6 week

PILLOW 45x45



PIL4545-C49	Plain white 45x45	136 €
PIL4545-C54	Mambo sand 45x45	
PIL4545-C56	Plain beige 45x45	
PIL4545-C8	Twill black 45x45	153 €
PIL4545-C55	Outmap turquoise 45x45	
PIL4545-C68	Outmap plum 45x45	
PIL4545-C69	Twill rust 45x45	
PIL4545-C70	Outmap grey 45x45	
PIL4545-C74	Outcross sky 45x45	
** PIL4545-C14	Twill yellow 45x45	
** PIL4545-C73	Outmap olive 45x45	

** on request 4/6 week

PILLOW 60x40



PIL6040-C49	Plain white 60x40	152 €
PIL6040-C54	Mambo sand 60x40	
PIL6040-C56	Plain beige 60x40	
PIL6040-C8	Twill black 60x40	165 €
PIL6040-C55	Outmap turquoise 60x40	
PIL6040-C68	Outmap plum 60x40	
PIL6040-C69	Twill rust 60x40	
PIL6040-C70	Outmap grey 60x40	
PIL6040-C74	Outcross sky 60x40	
** PIL6040-C14	Twill yellow 60x40	
** PIL6040-C73	Outmap olive 60x40	

PILLOW 45x25



PIL4525-C49	Plain white 45x25	119 €
PIL4525-C54	Mambo sand 45x25	
PIL4525-C56	Plain beige 45x25	
PIL4525-C8	Twill black 45x25	125 €
PIL4525-C55	Outmap turquoise 45x25	
PIL4525-C68	Outmap plum 45x25	
PIL4525-C69	Twill rust 45x25	
PIL4525-C70	Outmap grey 45x25	
PIL4525-C74	Outcross sky 45x25	
** PIL4525-C14	Twill yellow 45x25	
** PIL4525-C73	Outmap olive 45x25	

** on request 4/6 week

PILLOW OCEAN/CITY LIFE PATTERN



PIL6060-C30	Ocean pattern	194 €
PIL6060-C37	City life pattern	
PIL6040-C30	Ocean pattern	165 €
PIL6040-C37	City life pattern	
PIL4545-C30	Ocean pattern	153 €
PIL4545-C37	City life pattern	
PIL4525-C30	Ocean pattern	125 €
PIL4525-C37	City life pattern	

Reefcollection

Design Marco Acerbis

Catalogue page 421

CARATTERISTICHE

Lettoni con struttura in polietilene disponibile nelle varianti colore bianco (PE1), tortora (PE2), grafte (PE3), rosso (PE4) e blu (PE5).

Cuscineria con imbottitura realizzata in dacron e rivestita con tessuti studiati per l'outdoor è disponibile nelle colorazioni; mambo canvas (C20), mambo light blue (C21), bianco-grigio (C91).

Per le combinazioni colore disponibili, consultare il catalogo a partire da pagina 346.

Per una protezione supplementare si consiglia l'utilizzo delle apposite coperture nella stagione invernale, alla sera, o in caso di piogge frequenti.

Per la manutenzione consultare la scheda uso e manutenzione a partire da pagina 72 del presente listino.

FEATURES

Sunbeds with polyethylene structure available in white (PE1), dove-gray (PE2), graphte (PE3), red (PE4) and blue (PE5) variants.

Cushions with padding made of dacron and covered with fabrics designed for the outdoors is available in the colors; mambo canvas (C20), mambo light blue (C21), white-gray (C91).


For colour combinations refer to the catalogue starting from page 346.

For additional protection, we recommend the use of our covers in winter season or in the evening mainly in rainy periods.

For maintenance, see the use and maintenance sheet starting from page 72 of this pricelist.

REEF SUNBED : CODE: REFLET

13 KG | 1 UNIT | 0,69 MC



COVER
REFLET COP

210 €

REFLET-BI
REFLET-GR
REFLET-TO
REFLET-RO
REFLET-BL

White
Graphite
Dove
Red
Blue

862 €

Width	Depth	Height	
70	193	43	cm
27.6	76.0	16.9	inch

REFLET-C20

Mambo canvas

345 €

REFLET-C21

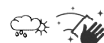
Mambo light blue

REFLET-C91

White grey

REEF COFFEE TABLE / CODE: REFTC60

5 KG | 4 UNIT | 0,15 MC



40" HC - 704 pcs

REFTC60-BI
REFTC60-T
REFTC60-G
REFTC60-R
REFTC60-BL

White
Dove
Graphite
Red
Blue

248 €

Width	Depth	Height	
60	60	35	cm
23.6	23.6	13.8	inch

Sacco collection

Design Studio Talenti

Catalogue page 515

CARATTERISTICHE

Tutti gli articoli sono realizzati con un rivestimento in tessuto traspirante, sfoderabile, facile da lavare e resistente agli agenti atmosferici al cui interno sono presenti scaglie di quick dry foam e palline di polistirolo.

Tessuto disponibile nelle seguenti varianti mono-colore: bianco (C1), blu (C29), verde (C30), tortora (C31) e grigio (C32).

Tessuto disponibile nelle seguenti varianti bi-colore: grigio (C100) e grigio rigato (C101), verde (C102) e verde rigato (C103), tortora (C104) e tortora rigato (C105), bianco (C106) e tortora rigato (C105), bianco (C106) e blu rigato (C107).

Per le combinazioni colore disponibili, consultare il catalogo a partire da pagina 528.

Per una protezione supplementare si consiglia l'utilizzo delle apposite coperture nella stagione invernale, alla sera, o in caso di piogge frequenti.

Per la manutenzione consultare la scheda uso e manutenzione a partire da pagina 72 del presente listino.

FEATURES

All the items have a breathable, removable fabric, easy to wash and weather resistant.

Quick dry foam and polystyrene padding.

Five type of plain colour fabric: white (C1), blue (C29), green (C30), dove (C31) and grey (C32).

Four type of bicoloured fabric: grey (C105) and striped grey (C101); green (C102) and striped green (C103); dove (C104) and striped dove (C105); white (C106) and striped dove (C105); white (C106) and striped blue (C107).

For colour combinations refer to the catalogue starting from page 528.

For additional protection, we recommend the use of our covers in winter season or in the evening mainly in rainy periods.

For maintenance, see the use and maintenance sheet starting from page 72 of this pricelist.

SACCO DOUBLE BEAN BAG / CODE: SCC2

16 KG | 1 UNIT | 0,93 MC



COVER 200 € SCC2-W White
 SCC2-COP SCC2-G Grey
 SCC2-T Dove

1246 €

Width Depth Height H. seat 40" HC - 69 pcs

136 | 116 | 71 | 38 cm

53.5 | 45.7 | 28.0 | 15.0 inch

SACCO BEAN BAG SINGLE COLOUR / CODE: SCC

8 KG | 1 UNIT | 0,58 MC



COVER 165 € SCC-W White
 SCC-COP SCC-B Blue
 SCC-G Grey
 SCC-T Dove

768 €


Width Depth Height H. seat 40" HC - 114 pcs

68 | 116 | 71 | 38 cm

26.8 | 45.7 | 28.0 | 15.0 inch

SACCO BEAN BAG BICOLOUR / CODE: SCC-BIC

8 KG | 1 UNIT | 0,58 MC



COVER 165 € SCC-BIC01 Grey bicoloured
 SCC-COP SCC-BIC02 Green bicoloured
 SCC-BIC04 Dove bicoloured
 SCC-BIC05 White-dove bicoloured
 SCC-BIC06 White-blue bicoloured

857 €

Width Depth Height H. seat 40" HC - 114 pcs

68 | 116 | 71 | 38 cm

26.8 | 45.7 | 28.0 | 15.0 inch

SACCO POUF SINGLE COLOUR / CODE: SCCPUF

3 KG | 1 UNIT | 0,20 MC



COVER 110 € SCCPUF-W White
 SCCPUF-COP SCCPUF-B Blue
 SCCPUF-G Grey
 SCCPUF-T Dove

465 €

Width Depth Height 40" HC - 330 pcs

68 | 65 | 38 cm

26.8 | 25.6 | 15.0 inch

SACCO POUF BICOLOUR / CODE: SCCPUF-BIC

3 KG | 1 UNIT | 0,20 MC



COVER 110 € SCCPUF-BIC01 Grey bicoloured
 SCCPUF-COP SCCPUF-BIC02 Green bicoloured
 SCCPUF-BIC03 Dove bicoloured
 SCCPUF-BIC04 White-dove bicoloured
 SCCPUF-BIC06 White-blue bicoloured

518 €

Width Depth Height 40" HC - 330 pcs

68 | 65 | 38 cm

26.8 | 25.6 | 15.0 inch

Slamcollection Rope

Design Ludovica + Roberto Palomba

Catalogue page 89

CARATTERISTICHE

Tutti gli articoli sono caratterizzati da una struttura in alluminio verniciato a polvere nei colori bianco (A12) e grafite (A14).

Sedute e schienali sono rivestiti da un intreccio di corde grigio chiaro (R7) o grigio scuro (R8).

Cuscineria sfoderabile con imbottitura in quick dry foam, rivestita con tessuti studiati per l'outdoor in colore Silver (C96).

Tavolo pranzo e tavoli caffè con piani in gres porcellanato da 6mm colore cemento chiaro (S25) per la versione bianca e colore carbone (S11) per la versione grafite.

Per le combinazioni colore disponibili, consultare il catalogo a partire da pagina 80.

Per una protezione supplementare si consiglia l'utilizzo delle apposite coperture nella stagione invernale, alla sera, o in caso di piogge frequenti.

Eventuali imperfezioni legate a tonalità di colore (della ceramica) differente tra il piano e l'allunga, corrisponderanno allo standard e non saranno per tanto ritenute valide eccezioni in merito.

Per la manutenzione consultare la scheda uso e manutenzione a partire da pagina 72 del presente listino.

FEATURES

All the items have a powder-coated aluminum frame available in the following colours: white (A12) and graphite (A14).

Seats and backrests are covered with a synthetic rope weave in the following colours: light grey (R7) or dark grey (R8).

Cushions have removable covers and are upholstered in weather resistant outdoor fabrics available in the following colours: light grey (C19) and dark grey (C17). The padding is made of quick dry foam.

Swing chair aluminum frame available in the following colours: white (A12) and graphite (A14). Rope tone on tone with the seats.

Swing fixing bolts not included.

Dining and coffee table have a powder coated aluminum frame. The white version has a pearl (S25) ceramic top, the graphite one has a charcoal ceramic top (S11).

Dining tables 160/215x90 and 200/260x100 with frame and top completely in aluminum.

For colour combinations refer to the catalogue starting from page 80.

For additional protection, we recommend the use of our covers in winter season or in the evening mainly in rainy periods.

Any imperfection related to shades of the ceramic color, between the top and the extension leaf, will correspond to the standard and will not be considered valid exceptions in this regard.

For maintenance, see the use and maintenance sheet starting from page 72 of this pricelist.

SLAM ROPE SOFA BACKREST ROPE / CODE: SLADIV-C

47 KG | 1 UNIT | 0,96 MC



COVER 245 €
SLADIV-COP

SLADIV-C-BI
SLADIV-C-GR

White-silver
Graphite-silver

3.396 €

Width	Depth	Height	H. seat	H. cus	
185	96	65	41	19	cm
72.8	37.8	25.6	16.1	7.5	inch

40" HC - 60 pcs

SLAM ROPE SOFA DX BACKREST ROPE / CODE: SLADX-C

44 KG | 1 UNIT | 0,96 MC



COVER 245 €
SLADX-COP

SLADX-C-BI
SLADX-C-GR

White-silver
Graphite-silver

3.185 €

Width	Depth	Height	H. seat	H. cus	
184	96	65	41	19	cm
72.4	37.8	25.6	16.1	7.5	inch

40" HC - 60 pcs

SLAM ROPE SOFA SX BACKREST ROPE / CODE: SLASX-C

44 KG | 1 UNIT | 0,96 MC



COVER 245 €
SLASX-COP

SLASX-C-BI
SLASX-C-GR

White-silver
Graphite-silver

3.185 €

Width	Depth	Height	H. seat	H. cus	
184	96	65	41	19	cm
72.4	37.8	25.6	16.1	7.5	inch

40" HC - 60 pcs

SLAM ROPE SOFA CORNER / CODE: SLAANG-C

25 KG | 1 UNIT | 0,51 MC



COVER 185 €
SLAANG-COP

SLAANG-C-BI
SLAANG-C-GR

White-silver
Graphite-silver

1.994 €

Width	Depth	Height	H. seat	H. cus	
96	96	65	41	19	cm
37.8	37.8	25.6	16.1	7.5	inch

40" HC - 120 pcs

SLAM ROPE SOFA LOUNGE DX / CODE: SLALONDX-C

39KG | 1 UNIT | 0,96 MC



COVER 255 €
SLALONDX-COP

SLALONDX-C-BI
SLALONDX-C-GR

White-silver
Graphite-silver

2.944 €

Width	Depth	Height	H. seat	H. cus	
94	186	65	41	19	cm
37.0	73.2	25.6	16.1	7.5	inch

40" HC - 60 pcs

SLAM ROPE SOFA LOUNGE SX / CODE: SLALONXSX-C

39 KG | 1 UNIT | 0,96 MC



COVER 255 €
SLALONXSX-COP

SLALONXSX-C-BI
SLALONXSX-C-GR

White-silver
Graphite-silver

2.944 €

Width	Depth	Height	H. seat	H. cus	
94	186	65	41	19	cm
37.0	73.2	25.6	16.1	7.5	inch

40" HC - 60 pcs

SLAM ROPE SOFA CX BACKREST ROPE / CODE: SLACX-C

21 KG | 1 UNIT | 0,49 MC



COVER 185 €
SLACX-COP

SLACX-C-BI
SLACX-C-GR

White-silver
Graphite-silver

1.743 €

Width	Depth	Height	H. seat	H. cus	
92	96	65	41	19	cm
36.2	37.8	25.6	16.1	7.5	inch

40" HC - 120 pcs

SLAM ROPE LIVING ARMCHAIR / CODE: SLAPL-C

22 KG | 1 UNIT | 0,30 MC



COVER 140 €
SLAPL-COP

SLAPL-C-BI
SLAPL-C-GR

White-silver
Graphite-silver

1.720 €

Width	Depth	Height	H. seat	H. cus	
74	70	65	41	19	cm
29.1	27.6	25.6	16.1	7.5	inch

40" HC - 200 pcs

SLAM ROPE POUF / CODE: SLAPUF

8 KG | 1 UNIT | 0,40 MC



COVER 170 €
SLAPUF-COP

SLAPUF-BI
SLAPUF-GR

White-silver
Graphite-silver

1.197 €

Width	Depth	Height	H. cus	
92	92	41	19	cm
36.2	36.2	16.1	7.5	inch

40" HC - 324 pcs

SLAM ROPE COFFEE TABLE / CODE: SLATC80

10 KG | 1 UNIT | 0,32 MC



SLATC80-BI
SLATC80-GR

White-ceramic pearl
Graphite-ceramic charcoal

1.175 €

Width	Depth	Height	
80	80	43	cm
31.5	31.5	16.9	inch

40" HC - 140 pcs

SLAM ROPE COFFEE TABLE / CODE: SLATC70

8 KG | 1 UNIT | 0,28 MC



SLATC70-BI
SLATC70-GR

White-ceramic pearl
Graphite-ceramic charcoal

1.082 €

Width	Depth	Height	
70	70	47	cm
27.6	27.6	18.5	inch

40" HC - 240 pcs

SLAM ROPE DINING TABLE 230X110 / CODE: SLATP230

54 KG | 1 UNIT | 0,55 MC



COVER(table+6seats) 470 €
SLATP230COP

SLATP230-BI
SLATP230-GR

White-ceramic pearl
Graphite-ceramic charcoal

2.247 €

Width	Depth	Height	
230	110	75	cm
90.6	43.3	29.5	inch

40" HC - 170 pcs

SLAM ROPE DINING TABLE 190X90 / CODE: SLATP190

37 KG | 1 UNIT | 0,35 MC



COVER(table+4seats) 350 €
SLATP190COP

SLATP190-BI
SLATP190-GR

White-ceramic pearl
Graphite-ceramic charcoal

2.084 €

Width	Depth	Height	
190	90	75	cm
74.8	35.4	29.5	inch

40" HC - 204 pcs

SLAM ROPE DINING TABLE D120 / CODE: SLATP120

26 KG | 1 UNIT | 0,32 MC



COVER(table+6seats) 295 €
SLATP120COP

SLATP120-BI
SLATP120-GR

White-ceramic pearl
Graphite-ceramic charcoal

1.647 €

Width	Depth	Height	
120	120	75	cm
47.2	47.2	29.5	inch

40" HC - 153 pcs

SLAM ROPE DINING ARMCHAIR BACKREST ROPE : CODE: SLAPP-C

6 KG | 1 UNIT | 0,26 MC



SLAPP-C-BI
SLAPP-C-GR

White-silver
Graphite-silver

698 €

Width	Depth	Height	Harm	H.seat	H. cus	
54	48	76	64	47	5	cm
21.3	18.9	29.9	25.2	18.5	2.0	inch

40" HC - 264 pcs

SLAM ROPE SUNBED / CODE: SLALET-C

23 KG | 2 UNIT | 0,58 MC



COVER 210 €
SLALET-COP

SLALET-C-BI
SLALET-C-GR

White-silver
Graphite-silver

2.192 €

Width	Depth	Height	H. cus	
210	90	36	10	cm
82.7	35.4	14.2	3.9	inch

40" HC - 96 pcs

SLAM ROPE DAYBED BACKREST FABRIC/ CODE: SLABED-C

58 KG | 1 UNIT | 1,78 MC



COVER 290 €
SLABED-COP

SLABED-C-BI
SLABED-C-GR

White-silver
Graphite-silver

5.134 €

Width	Depth	Height	H. seat	H. cus	
180	180	65	41	19	cm
70.9	70.9	25.6	16.1	7.5	inch

40" HC - 30 pcs

PILLOW 60x40



PIL6040-C96W
PIL6040-C99W
PIL6040-C118W
PIL6040-C130W

Silver 60x40
Plain grey 60x40
Plain Ochre 60x40
Plain white 60x40

130 €

PILLOW 45x25



PIL4525-C96W
PIL4525-C99W
PIL4525-C118W
PIL4525-C130W

Silver 45x25
Plain grey 45x25
Plain Ochre 45x25
Plain white 45x25

108 €

PILLOW D40



PILD40-C96W
PILD40-C99W
PILD40-C118W
PILD40-C130W

Silver d 40
Plain grey d 40
Plain Ochre d 40
Plain white d 40

112 €

Slamcollection

Design Ludovica + Roberto Palomba

Catalogue page 113

CARATTERISTICHE

Tutti gli articoli sono caratterizzati da una struttura in alluminio verniciato a polvere disponibile in due diverse varianti di colore: bianco (A12) o grafite (A14).

Rivestimento schienale e tessuto cuscini disponibile in due varianti: dark grey (C95) per la versione grafite o silver (C96w) per la versione bianca.

Cuscineria in tessuto, sfoderabile, facile da lavare e resistente agli agenti atmosferici. Imbottitura in quick dry foam.

Tavolo pranzo e tavoli caffè con piani in gres porcellanato da 6mm colore perla (S25) per la versione bianca e colore carbone (S11) per la versione grafite.

Per le combinazioni colore disponibili, consultare il catalogo a partire da pagina 114.

Per una protezione supplementare si consiglia l'utilizzo delle apposite coperture nella stagione invernale, alla sera, o in caso di piogge frequenti.

Per la manutenzione consultare la scheda uso e manutenzione a partire da pagina 72 del presente listino.

FEATURES

All items are characterized by a powder-coated aluminum frame available in two different colours: White (A12) or graphite (A14).

Backrest and cushion fabric upholstery available in two colours: dark gray (C95) for the graphite version or silver (C96w) for the white version.

Cushions with removable covers, easy to wash and weather resistant. Quick dry foam padding.

Dining table and coffee tables with 6mm porcelain stoneware tops in pearl color (S25) for the white version and charcoal color (S11) for the graphite version.

For colour combinations, refer to the catalog starting on page 114.

For additional protection, we recommend the use of covers in winter season or in the evening, mainly in rainy periods.

For maintenance, consult the use and maintenance sheet starting from page 72 of this price list.

SLAM SOFA / CODE: SLADIV

35 KG | 1 UNIT | 1,00 MC



COVER 245 €
SLADIVCOP

SLADIV-BI
SLADIV-GR

White-silver
Graphite-dark grey

3.260 €

Width	Depth	Height	H. seat	H. cus	
185	95	65	41	19	cm
72.8	37.4	25.6	16.1	7.5	inch

40" HC - 60 pcs

SLAM SOFA DX / CODE: SLADX

34 KG | 1 UNIT | 1,00 MC



COVER 245 €
SLADXCOP

SLADX-BI
SLADX-GR

White-silver
Graphite-dark grey

3.098 €

Width	Depth	Height	H. seat	H. cus	
182	95	65	41	19	cm
71.7	37.4	25.6	16.1	7.5	inch

40" HC - 60 pcs

SLAM SOFA SX / CODE: SLASX

34 KG | 1 UNIT | 1,00 MC



COVER 245 €
SLASXCOP

SLASX-BI
SLASX-GR

White-silver
Graphite-dark grey

3.098 €

Width	Depth	Height	H. seat	H. cus	
182	95	65	41	19	cm
71.7	37.4	25.6	16.1	7.5	inch

40" HC - 60 pcs

SLAM SOFA CORNER / CODE: SLAANG

20 KG | 1 UNIT | 0,51 MC



COVER 185 €
SLAANGCOP

SLAANG-BI
SLAANG-GR

White-silver
Graphite-dark grey

1.968 €

Width	Depth	Height	H. seat	H. cus	
95	95	65	41	19	cm
37.4	37.4	25.6	16.1	7.5	inch

40" HC - 120 pcs

SLAM SOFA LOUNGE DX / CODE: SLALONDX

31 KG | 1 UNIT | 1,00 MC



COVER 255 €
SLALONDXCOP

SLALONDX-BI
SLALONDX-GR

White-silver
Graphite-dark grey

2.856 €

Width	Depth	Height	H. seat	H. cus	
95	185	65	41	19	cm
37.4	72.8	25.6	16.1	7.5	inch

40" HC - 60 pcs

SLAM SOFA LOUNGE SX / CODE: SLALON SX

31 KG | 1 UNIT | 1,00 MC



COVER 255 €
SLALON SXCOP

SLALON SX-BI
SLALON SX-GR

White-silver
Graphite-dark grey

2.856 €

Width	Depth	Height	H. seat	H. cus	
95	185	65	41	19	cm
37.4	72.8	25.6	16.1	7.5	inch

40" HC - 60 pcs

SLAM SOFA CX / CODE: SLACX					16 KG	1 UNIT	0,49 MC	
	COVER SLACXCOP	185 €	SLACX-BI SLACX-GR	White-silver Graphite-dark grey				1672 €
Width	Depth	Height	H. seat	H. cus	40" HC - 120 pcs			
92	95	65	41	19	cm			
36.2	37.4	25.6	16.1	7.5	inch			
SLAM LIVING ARMCHAIR / CODE: SLAPL					17 KG	1 UNIT	0,33 MC	
	COVER SLAPLCOP	175 €	SLAPL-BI SLAPL-GR	White-silver Graphite-dark grey				1619 €
Width	Depth	Height	H. seat	H. cus	40" HC - 200 pcs			
75	73	65	41	19	cm			
29.5	28.7	25.6	16.1	7.5	inch			
SLAM POUF / CODE: SLAPUF					8 KG	1 UNIT	0,40 MC	
	COVER SLAPUFCOP	170 €	SLAPUF-BI SLAPUF-GR	White-silver Graphite-dark grey				1126 €
Width	Depth	Height	H. cus	40" HC - 324 pcs				
92	92	41	19	cm				
36.2	36.2	16.1	7.5	inch				
SLAM COFFEE TABLE / CODE: SLATC80					10 KG	1 UNIT	0,32 MC	
					SLATC80-BI SLATC80-GR		White-ceramic pearl Graphite-ceramic charcoal	1.175 €
Width	Depth	Height	40" HC - 140 pcs					
80	80	43	cm					
31.5	31.5	16.9	inch					
SLAM COFFEE TABLE / CODE: SLATC70					8 KG	1 UNIT	0,28 MC	
					SLATC70-BI SLATC70-GR		White-ceramic pearl Graphite-ceramic charcoal	1082 €
Width	Depth	Height	40" HC - 240 pcs					
70	70	47	cm					
27.6	27.6	18.5	inch					
SLAM DINING TABLE 230X110 / CODE: SLATP230					54 KG	1 UNIT	0,40 MC	
	COVER(table+6seats) SLATP230COP	470 €	SLATP230-BI SLATP230-GR	White-ceramic pearl Graphite-ceramic charcoal				2.274 €
Width	Depth	Height	40" HC - 170 pcs					
230	110	75	cm					
90.6	43.3	29.5	inch					

SLAM DINING TABLE 190X90 / CODE: SLATP190

37 KG | 1 UNIT | 0,35 MC



COVER(table+4seats) 350 €
SLATP190COP

SLATP190-BI
SLATP190-GR

White-ceramic pearl
Graphite-ceramic charcoal

2.084 €

Width	Depth	Height	
190	90	75	cm
74.8	35.4	29.5	inch

40" HC - 204 pcs

SLAM DINING TABLE D120 / CODE: SLATP120

26 KG | 1 UNIT | 0,23 MC



COVER(table+6seats) 295 €
SLATP120COP

SLATP120-BI
SLATP120-GR

White-ceramic pearl
Graphite-ceramic charcoal

1.647 €

Width	Depth	Height	
120	120	75	cm
47.2	47.2	29.5	inch

40" HC - 153 pcs

SLAM DINING ARMCHAIR : CODE: SLAPP

4 KG | 1 UNIT | 0,23 MC



SLAPP-BI
SLAPP-GR

White-silver
Graphite-dark grey

636 €

Width	Depth	Height	H.arm	H.seat	H.cus	
55	53	76	64	47	5	cm
21.7	20.9	29.9	25.2	18.5	2.0	inch

40" HC - 264 pcs

SLAM SUNBED / CODE: SLALET

23 KG | 2 UNIT | 1,24 MC



COVER 210 €
SLALET COP

SLALET-BI
SLALET-GR

White-silver
Graphite-dark grey

2.139 €

Width	Depth	Height	H.cus	
200	96	34	8	cm
78.7	37.8	13.4	3.1	inch

40" HC - 96 pcs

SLAM DAYBED / CODE: SLABED

55 KG | 1 UNIT | 1,81 MC



COVER 290 €
SLABED COP

SLABED-BI
SLABED-GR


White-silver
Graphite-dark grey

4.997 €

Width	Depth	Height	H.seat	H.cus	
180	180	65	41	19	cm
70.9	70.9	25.6	16.1	7.5	inch


40" HC - 30 pcs

PILLOW 60x40



PIL6040-C95	Dark grey 60x40	130 €
PIL6040-C96W	Silver 60x40	
PIL6040-C98W	Black 60x40	
PIL6040-C99W	Plain grey 60x40	
PIL6040-C118W	Plain Ochre 60x40	
PIL6040-C130W	Plain white 60x40	

PILLOW 45x25



PIL4525-C95	Dark grey 45x25	108 €
PIL4525-C96W	Silver 45x25	
PIL4525-C98W	Black 45x25	
PIL4525-C99W	Plain grey 45x25	
PIL4525-C118W	Plain Ochre 45x25	
PIL4525-C130W	Plain white 45x25	

PILLOW D40



PILD40-C96W	Silver d 40	112 €
PILD40-C99W	Plain grey d 40	
PILD40-C118W	Plain Ochre d 40	
PILD40-C130W	Plain white d 40	

Swipecollection

Design Ludovica + Roberto Palomba

Catalogue page 09

CARATTERISTICHE

Tutti gli articoli sono caratterizzati da una struttura in alluminio verniciato a polvere disponibile in diverse varianti di colore: bianco (A12), grafite (A14), blu (A16).

Schienali rivestiti da un intreccio di corde colore tapioca (R36), grafite (R37) o true navy blue (R38).

Cuscineria disponibile nelle varianti colore: warm white (C53) per la versione bianco, mouse grey (C160) per la versione grafite e true navy blue (C161).

Cuscineria in tessuto, sfoderabile, facile da lavare e resistente agli agenti atmosferici. Imbottitura in quick dry foam.

Tavolo pranzo con piani in gres porcellanato da 12mm colore beige (S18) per la versione bianca, charcoal (S11) per la versione grafite e calacatta (S17W) per la versione blu.

Per le combinazioni colore disponibili, consultare il catalogo a partire da pagina 32.

Per una protezione supplementare si consiglia l'utilizzo delle apposite coperture nella stagione invernale, alla sera, o in caso di piogge frequenti.

Per la manutenzione consultare la scheda uso e manutenzione a partire da pagina 72 del presente listino.

FEATURES

All items are characterized by a powder-coated aluminum frame available in two different colours: White (A12) or graphite (A14) and blue (A16)

Backrest are covered with a synthetic rope weave in the following colours: tapioca (R36) graphite (R37) or true navy blue (R38).

Cushions have removable covers and are upholstered in weather resistant outdoor fabrics available in the following colours: warm white (C53) for the white version, mouse grey (C160) for the grey version and true navy blue (C160).

The padding is made of quick dry foam.

Dining tables with 12mm porcelain stoneware tops in dove color (S18) for the white version and charcoal color (S11) for the graphite version and calacatta (S17w) for the blue version.

For colour combinations, refer to the catalog starting on page 32.

For additional protection, we recommend the use of covers in winter season or in the evening, mainly in rainy periods.

For maintenance, consult the use and maintenance sheet starting from page 72 of this price list.

SWIPE SOFA / CODE: SWIDIV

38 KG | 1 UNIT | 1,42 MC



COVER
SWIDIVCOP 255 €


SWIDIV-BG
SWIDIV-BL
SWIDIV-GR

White-warm white 4.180 €
Blue-true navy blue
Graphite-mouse grey

Width	Depth	Height	H. arm	H. seat	H. cus	40" HC - 42 pcs
195	100	73	65	44	36	cm
76.8	39.4	28.7	25.6	17.3	14.2	inch

SWIPE SOFA DX / CODE: SWIDX

35 KG | 1 UNIT | 1,21 MC



COVER
SWIDXSCOP 245 €

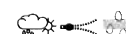
SWIDX-BG
SWIDX-BL
SWIDX-GR

White-warm white 3.590 €
Blue-true navy blue
Graphite-mouse grey

Width	Depth	Height	H. arm	H. seat	H. cus	40" HC - 56 pcs
176	100	73	65	44	36	cm
69.3	39.4	28.7	25.6	17.3	14.2	inch

SWIPE SOFA SX / CODE: SWISX

35 KG | 1 UNIT | 1,21 MC



COVER
SWISXSCOP 245 €


SWISX-BG
SWISX-BL
SWISX-GR

White-warm white 3.590 €
Blue-true navy blue
Graphite-mouse grey

Width	Depth	Height	H. arm	H. seat	H. cus	40" HC - 56 pcs
176	100	73	65	44	36	cm
69.3	39.4	28.7	25.6	17.3	14.2	inch

SWIPE SOFA OBLIQUE END DX / CODE: SWIOBLEDDX

32 KG | 1 UNIT | 1,38 MC



COVER
SWIOBLEDDXCOP 250 €

SWIOBLEDDX-BG
SWIOBLEDDX-BL
SWIOBLEDDX-GR

White-warm white 3.425 €
Blue-true navy blue
Graphite-mouse grey

Width	Depth	Height	H. arm	H. seat	H. cus	40" HC - 45 pcs
182	104	73	65	44	36	cm
71.7	40.9	28.7	25.6	17.3	14.2	inch

SWIPE SOFA OBLIQUE END SX / CODE: SWIOBLEDSX

32 KG | 1 UNIT | 1,38 MC



COVER
SWIOBLEDSXCOP 250 €


SWIOBLEDSX-BG
SWIOBLEDSX-BL
SWIOBLEDSX-GR

White-warm white 3.425 €
Blue-true navy blue
Graphite-mouse grey

Width	Depth	Height	H. arm	H. seat	H. cus	40" HC - 45 pcs
182	104	73	65	44	36	cm
71.7	40.9	28.7	25.6	17.3	14.2	inch

SWIPE POUF / CODE: SWIPUF

13 KG | 1 UNIT | 0,33 MC



COVER
SWIPUFCOP 170 €

SWIPUF-BG
SWIPUF-BL
SWIPUF-GR

White-warm white 1.195 €
Blue-true navy blue
Graphite-mouse grey

Width	Depth	Height	40" HC - 156 pcs
90	90	44	cm
35.4	35.4	17.3	inch

SWIPE SOFA CHAISE LOUNGE DX / CODE: SWICLDX

36 KG | 1 UNIT | 1,53 MC



COVER
SWICLDXCOP

255 €

SWICLDX-BG
SWICLDX-BL
SWICLDX-GR

White-warm white
Blue-true navy blue
Graphite-mouse grey

3.885 €

Width Depth Height H. arm H. seat H. cus 40" HC - 40 pcs

178 | 118 | 73 | 65 | 44 | 36 cm

70.1 | 46.5 | 28.7 | 25.6 | 17.3 | 14.2 inch

SOFA CHAISE LOUNGE SX / CODE: SWICLSX

36 KG | 1 UNIT | 1,53 MC



COVER
SWICLSXCOP

255 €

SWICLSX-BG
SWICLSX-BL
SWICLSX-GR

White-warm white
Blue-true navy blue
Graphite-mouse grey

3.885 €

Width Depth Height H. arm H. seat H. cus 40" HC - 40 pcs

178 | 118 | 73 | 65 | 44 | 36 cm

70.1 | 46.5 | 28.7 | 25.6 | 17.3 | 14.2 inch

SWIPE LIVING ARMCHAIR / CODE: SWIPL

8 KG | 1 UNIT | 0,40 MC



COVER
SWIPLCOP

230 €

SWIPL-BG
SWIPL-BL
SWIPL-GR

White-warm white
Blue-true navy blue
Graphite-mouse grey

1.893 €

Width Depth Height H. arm H. seat H. cus 40" HC - 85 pcs

93 | 77 | 73 | 65 | 44 | 36 cm

36.6 | 30.3 | 28.7 | 25.6 | 17.3 | 14.2 inch

SWIPE SWIEL ARMCHAIR / CODE: SWIPLG

10 KG | 1 UNIT | 0,32 MC



COVER
SWIPLCOP

230 €

SWIPLG-BG
SWIPLG-BL
SWIPLG-GR

White-warm white
Blue-true navy blue
Graphite-mouse grey

2.380 €

Width Depth Height H. arm H. seat H. cus 40" HC - 85 pcs

93 | 77 | 73 | 65 | 44 | 36 cm

36.6 | 30.3 | 28.7 | 25.6 | 17.3 | 14.2 inch

PLAZA COFFEE TABLE D45 / CODE: PLATC45

23 KG | 1 UNIT | 0,17 MC



PLATC45-BG
PLATC45-GR
PLATC45-BL

Beige
Grey
Blue

1.297 €

Width Depth Height 40" HC - 480 pcs

45 | 45 | 48 cm

17.7 | 17.7 | 18.9 inch

PLAZA COFFEE TABLE 80X65 / CODE: PLATC8065

45 KG | 1 UNIT | 0,30 MC



PLATC8065-BG
PLATC8065-GR
PLATC8065-BL

Beige
Grey
Blue

1.896 €

Width Depth Height 40" HC - 270 pcs

80 | 65 | 35 cm

31.5 | 25.6 | 13.8 inch

SWIPE DINING TABLE D150 / CODE: SWITPD150

49 KG | 1 UNIT | 0,53 MC



COVER
SWITPD150COP

400 €

SWITPD150-BG
SLATP190-GR
SLATP190-BL

White-beige
Graphite-charcoal
Blue-calacatta

1.995 €

Width | Depth | Height
150 | 150 | 75 cm
59.1 | 59.1 | 29.5 inch

40" HC - 100 pcs

SWIPE DINING TABLE 220X110 / CODE: SWITP220

74 KG | 1 UNIT | 0,69 MC



COVER
SWITP220COP

440 €

SWITP220-BG
SWITP220-GR
SWITP220-BL

White-beige
Graphite-charcoal
Blue-calacatta

2.827 €

Width | Depth | Height
220 | 110 | 75 cm
86.6 | 43.3 | 29.5 inch

40" HC - 82 pcs

SWIPE DINING TABLE 300X110 / CODE: SWITP300

142 KG | 1 UNIT | 0,69 MC



COVER
SWITP300COP

500 €

SWITP300-BG
SWITP300-GR
SWITP300-BL

White-beige
Graphite-charcoal
Blue-calacatta

3.670 €

Width | Depth | Height
300 | 110 | 75 cm
118.1 | 43.3 | 29.5 inch

40" HC - 58 pcs

SWIPE DINING ARMCHAIR / CODE: SWIPP

5 KG | 2 UNIT | 27 MC



SWIPP-BG
SWIPP-BL
SWIPP-GR

White-warm white
Blue-true navy blue
Graphite-mouse grey

631 €

Width | Depth | Height | H. arm | H. seat | H. cus
62 | 59 | 75 | 72 | 46 | 6 cm
24.4 | 23.2 | 29.5 | 28.3 | 18.1 | 2.4 inch

40" HC - 228 pcs

SWIPE DINING CHAIR / CODE: SWISP

4,5 KG | 1 UNIT | 0,22 MC



SWISP-BG
SWISP-BL
SWISP-GR

White-warm white
Blue-true navy blue
Graphite-mouse grey

537 €

Width | Depth | Height | H. arm | H. seat | H. cus
51 | 58 | 75 | 72 | 46 | 6 cm
20.1 | 22.8 | 29.5 | 28.3 | 18.1 | 2.4 inch

40" HC - 300 pcs

SWIPE SUNBED / CODE: SWILET

32 KG | 1 UNIT | 64 MC



COVER
SWILETCOP

210 €

SWILET-BG
SWILET-BL
SWILET-GR

White-warm white
Blue-true navy blue
Graphite-mouse grey

2.483 €

Width | Depth | Height | H. seat
205 | 87 | 36 | 29 cm
112.2 | 37.4 | 27.6 | 15.7 inch

40" HC - 102 pcs

PILLOW 50X50



PIL5050-C38W
PIL5050-C53
PIL5050-C120
PIL5050-C130W
PIL5050-C160
PIL5050-C161

Mélange beige 50x50
Warm white 50x50
Plain bordeaux 50x50
Plain white 50x50
Mouse grey 50x50
True navy blue 50x50

118 €

PILLOW 45X35



PIL4535-C38W
PIL4535-C53
PIL4535-C120
PIL4535-C130W
PIL4535-C160
PIL4535-C161

Mélange beige 50x50
Warm white 50x50
Plain bordeaux 50x50
Plain white 50x50
Mouse grey 50x50
True navy blue 50x50

112 €

Tweetcollection

Design Ludovica + Roberto Palomba

Catalogue page 409

CARATTERISTICHE

Tutti i divani sono caratterizzati da una struttura in polietilene nelle varianti colore bianco (PE1), tortora (PE2), grafte (PE3), rosso (PE4) e blu (PE5).

Per le combinazioni colore disponibili, consultare il catalogo a partire da pagina 330.

Per una protezione supplementare si consiglia l'utilizzo delle apposite coperture nella stagione invernale, alla sera, o in caso di piogge frequenti.

Per la manutenzione consultare la scheda uso e manutenzione a partire da pagina 72 del presente listino.

FEATURES

All the sofas are in the variants with a polyethylene structure in white (PE1), dove gray (PE2), graphite (PE3), red (PE4) and blue (PE5).

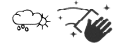
For colour combinations refer to the catalogue starting from page 330.

For additional protection, we recommend the use of our covers in winter season or in the evening mainly in rainy periods.

For maintenance, see the use and maintenance sheet starting from page 72 of this pricelist.

TWEET SOFA / CODE: TWEDIV

45 KG | 1 UNIT | 1,22 MC



COVER
TWEDIVCOP 245 €

TWEDIV-BI
TWEDIV-T
TWEDIV-G
TWEDIV-R
TWEDIV-BL

White
Dove
Graphite
Red
Blue



1482 €

Width | Depth | Height
190 | 78 | 75 cm
74.8 | 30.7 | 29.5 inch

40" HC - 55 pcs

TWEET SOFA / CODE: TWEPL

17 KG | 1 UNIT | 0,58 MC



COVER
TWEPLCOP 185 €

TWEPL-BI
TWEPL-T
TWEPL-G
TWEPL-R
TWEPL-BL

White
Dove
Graphite
Red
Blue


878 €

Width | Depth | Height
94 | 73 | 75 cm
37.0 | 28.7 | 29.5 inch

40" HC - 117 pcs

REEF COFFEE TABLE / CODE: REFTC60

5 KG | 4 UNIT | 0,15 MC



REFTC60-BI
REFTC60-T
REFTC60-G
REFTC60-R
REFTC60-BL

White
Dove
Graphite
Red
Blue

248 €

Width | Depth | Height
60 | 60 | 35 cm
23.6 | 23.6 | 13.8 inch

40" HC - 453 pcs

USE

&

MAINTENANCE

Maintenance materials

Metalli / Metals

Alluminio: Grazie alla fusione di più leghe di alluminio che ne garantiscono solidità, maneggevolezza ed inattaccabilità alla ruggine, è un materiale di elevata qualità e permette di raggiungere i massimi risultati qualitativi ed estetici.

Inox: L'acciaio inossidabile è un materiale che, grazie alla sua alta resistenza alla corrosione e alle caratteristiche meccaniche di rilievo, risulta maggiormente duraturo e affidabile nel tempo.

Acciaio: Lega di ferro e carbonio con percentuale di carbonio inferiore al 2% trattata per resistere agli agenti atmosferici con il processo della cataforesi e verniciatura a polvere.

Manutenzione: Per mantenere a lungo il prodotto in buone condizioni, consigliamo una corretta pulizia periodica, particolarmente frequente in località caratterizzate da forte umidità e clima marino. Si raccomanda di pulire le superfici con un panno morbido utilizzando acqua o detersivi neutri. Prolungate ed ininterrotte esposizioni a intense radiazioni UV o a temperature molto rigide possono incidere sulle caratteristiche iniziali del rivestimento estetico colorato costituito da poliestere. Consigliamo di pulire e conservare in luoghi riparati i prodotti durante periodi d'inutilizzo prolungato e invernali.

Aluminum: Thanks to the fusion of several aluminum alloys that guarantee solidity, manageability and rust resistance, it is a material of high quality and allows to reach the maximum qualitative and aesthetic results.

Inox: Stainless steel is a material that, thanks to its high resistance to corrosion and to the mechanical characteristics of relief, is more durable and reliable over time.

Steel: Iron and carbon alloy with carbon percentage less than 2% treated to resist to the atmospheric agents with the cathoresis process and powder coating.

Maintenance: To keep the product in good condition for a long time, we recommend a regular cleaning period, particularly frequent in places characterized by high humidity and marine climate. We recommend cleaning the surfaces with a soft cloth using water or neutral detergents. Prolonged and uninterrupted exposures to intense UV radiation or at very low temperatures can affect the initial characteristics of the colored polyester coating. We recommend cleaning and storing products in sheltered areas during long periods of non-use and winter.

Maintenance materials

Legni / Wood

Teak: Materiale di elevata qualità ideale per la realizzazione di mobili da esterno perché estremamente resistente ai cambiamenti di temperatura, all'acqua, all'umidità e alla salsedine.

Accoya è una nuova varietà di legname di eccezionale durabilità, questo legno dalle elevate prestazioni viene prodotto con materie prime sostenibili e gestite in maniera ottimale, non è tossico ed è inoltre dotato di una stabilità dimensionale e di una durabilità in grado di superare quella dei migliori legni duri tropicali.

Trattandosi di un materiale naturale si potrebbero osservare variazioni di colore o anche crepe dovute al grado di umidità ed ai bruschi cambiamenti di temperatura. Qualora non ricevesse alcun trattamento di manutenzione, mediante l'applicazione periodica di comuni e specifici protettivi a base olio, la superficie potrebbe prendere una patina grigio argento che potrà essere eliminata con una leggera carteggiatura superficiale e successiva lucidatura con panno di iuta. Piccole macchie superficiali dovute ad olio o altri prodotti alimentari dovranno essere rimosse tempestivamente, prima che il legno possa assorbirle in profondità, carteggiando la superficie interessata e lucidandola successivamente con un panno di iuta

Teak: High quality material suitable for outdoor furniture because it is extremely resistant to changes in temperature, water, humidity and saltiness.

Accoya is a new variety of wood characterized by an exceptional durability. This wood shows very good performances and is produced with sustainable raw material, managed in an optimal way. It is not toxic and it has got a dimensional stability. Its durability is much higher than the one of the best hard tropical wood.

Being a natural material, colour variations or even cracks due to the degree of humidity and sudden changes in temperature may be observed. If no maintenance treatment is received, through the periodic application of common and specific protective oil-based, the surface may take a silver-gray patina that can be easily removed with a light surface sanding down and subsequent polishing with a jute cloth. Small superficial stains due to oil or other food products must be removed promptly, before the wood can absorb them in depth, sanding down the affected surface and then polishing it with a jute cloth.

Maintenance materials

Corde sintetiche / Synthetic ropes

Doppia treccia costruita con anima in nylon e copertura in olefin multi filamento, resistente ai raggi UV.
Per la pulizia si raccomanda di utilizzare acqua e detersivi liquidi non abrasivi con PH neutro ed incolori.

The double braid made with nylon core and multi-filament olefin cover is resistant to UV rays.
It is recommended to clean with water and non-abrasive liquid detergents, use only products with neutral PH and colourless

Corde sintetiche imbottite / Synthetic padded ropes

Doppia treccia costruita con anima in nylon e copertura in olefin multi filamento, resistente ai raggi UV.
Per la pulizia si raccomanda di utilizzare acqua e detersivi liquidi non abrasivi con PH neutro ed incolori

The double braid made with nylon core and multi-filament olefin cover is resistant to UV rays.
It is recommended to clean with water and non-abrasive liquid detergents, use only products with neutral PH and colourless

Cinghie elastiche / Elastic belt

Ottenute mediante la tessitura di materiali sintetici studiati per permette di essere usata all'esterno.

Si consiglia di evitare il contatto prolungato con sostanze grasse e/o coloranti che potrebbero venir assorbite dal materiale di rivestimento e dare luogo, di conseguenza, a macchie permanenti e rischiare di deteriorare la struttura del filato. Si consiglia di evitare l'utilizzo di solventi.
Utilizzare acqua e detersivi liquidi non abrasivi con PH neutro ed incolori.

Obtained through the weaving of synthetic materials especially conceived outdoor use.

We recommend to avoid prolonged contact with greasy substances and / or dyes which could be absorbed by the covering material used and consequently cause permanent stains and risk to deteriorate the structure of the yarn. It is advisable it is suggested to avoid the use of solvents. Use water and non-abrasive liquid detergents with neutral PH and colourless.

Maintenance materials

Pietra lavica / Lava stone

Lava è un materiale robusto, consistente e di facile manutenzione realizzato smaltando artigianalmente lastre in pietra lavica o in gres. È un processo che unisce tecnologia e tradizione artigianale in cui vengono sapientemente bilanciati tempo e temperatura, donando inaspettate particolarità alla superficie. I colori, trasparenti e luminosi, applicati con processi manuali, permettono di cogliere, fra le loro sfumature, la porosità e le imperfezioni della pietra. Le lievi variazioni di spessore e tonalità di colore sono quindi valori di prestigio che rendono ogni prodotto unico.

La cottura ad alte temperature ed il vetro, completamente riciclato tramite un esclusivo processo di frantumazione e macinazione, migliora la superficie nelle sue caratteristiche tecniche, capace di rispondere a tutte le esigenze del vivere l'esterno.

Lava is a robust, consistent and easy-to-maintain material made by hand-glazing lava stone or stoneware slabs. It is a process that combines technology and traditional craftsmanship in which time and temperature are wisely balanced, giving unexpected peculiarities to the surface. The colors, transparent and bright, applied with manual processes, allow to capture, among their shades, the porosity and imperfections of the stone. The slight variations in thickness and color shades are therefore prestige values that make each product unique.

The firing at high temperatures and the glass, completely recycled through an exclusive crushing and grinding process, improves the surface in its technical characteristics, able to meet all the needs of outdoor living.

Gres / Stoneware

Il gres, grazie alle sue eccellenti proprietà fisiche e meccaniche, risulta essere ideale per uso esterno, essendo inattaccabile dagli agenti atmosferici e inalterabile ai raggi UV. Grazie all'utilizzo di materiali puri compattati tra loro ad alte temperature, senza l'aggiunta di resine sintetiche, il gres risulta molto resistente agli urti e alla flessione.

Per la pulizia dei piani in gres si consiglia l'utilizzo di un panno inumidito con acqua e detergente neutro da risciacquare ed asciugare con un panno asciutto. Nella fase di lavaggio porre particolare attenzione al fine di evitare l'accumulo di sporco o calcare.

Porcelain stoneware, thanks to its excellent physical and flexural strenght, turns out to be ideal for outdoor use, being unaffected by atmospheric agents and unalterable to UV rays. This material is obtained through the synthesis process of ceramic clays, feldspars, kaolins and sand.

For the cleaning of stoneware tops it is advisable to use a damp cloth with water and a neutral detergent to be rinsed and dried with a dry cloth. During the washing phase, pay particular attention to avoid the accumulation of dirt.

Maintenance materials

Cemento / Concrete

Il cemento è un materiale naturale e, in quanto tale, durante il suo processo produttivo possono verificarsi leggere sfumature e variazioni delle tonalità dell'impasto cementizio, che caratteristica portante del materiale e della tecnologia. Le fibre sono una componente dell'impasto cementizio e conferiscono al cemento Ductal la sua estrema resistenza e flessibilità. Se la finitura scelta è molto levigata, le fibre possono intravedersi sulla superficie e devono essere accettate come caratteristica intrinseca alla finitura.

I piani in cemento, specialmente di grandi dimensioni, non sono perfettamente planari a causa della natura stessa del materiale e della sua lavorazione artigianale.

Micro cavillature da ritiro, devono essere accettate come fenomeno naturale della lavorazione del materiale.

Piccoli fori e bolle possono apparire sulla superficie dei prodotti in cemento. Essi sono una naturale conseguenza del processo produttivo e parte integrante delle caratteristiche del materiale. Il loro aspetto e la loro quantità varia da finitura a finitura. I fori inferiori a 4 mm di diametro vengono lasciati tali, mentre di norma vengono stuccati quando superano il diametro di 5 mm.

Il cemento è un materiale poroso che tende ad assorbire i liquidi che entrano in contatto con la sua superficie, per questo va protetto con dei prodotti appositi; antidegrado ed antimacchia. È importante quindi evitare il ristagno dei liquidi sui piani e specialmente il contatto prolungato tra cemento e oggetti bagnati quali vasi, bottiglie, bicchieri o teli di plastica: una non corretta evaporazione dei liquidi può causare infatti macchie difficilmente removibili dai manufatti.

Eeguire una pulizia superficiale con l'utilizzo di una soluzione di acqua e detergente neutro con basso contenuto di cera (es. prodotti per pavimenti in marmo). Per macchie insistenti, è possibile utilizzare soluzioni che contengono ammoniaca/candeggina diluita al 10%, cioè 1 parte di candeggina su 10 parti di acqua.

Cement is a natural material and due to its nature it may present slight nuances and variations in its combination, which is a key characteristic of the material and production technology.

Fibres are a component of the cement mix and give the Ductal cement its extreme strength and flexibility.

If the chosen finish is highly polished, fibres may be visible on the surface and must be accepted as an intrinsic feature of the finish.

Cement top and flat surfaces, especially the large ones, are not perfectly flat due to the nature of the material and its craftsmanship.

Micro shrinkage cracks must be accepted as a natural phenomenon of the material's workmanship.

Small holes and bubbles may appear on the surface of cement products. They are a natural consequence of the production process and an integral part of the material's characteristics.

Their appearance and quantity varies from finish to finish.

Holes smaller than 4 mm in diameter are left as they are, while they are normally grouted when they exceed 5 mm in diameter.

Cement is a porous material that tends to absorb liquids which get in contact with its surface, which is why it must be protected with special products such as anti wear sealant and Anti stain sealant. It is therefore important to avoid the stagnation of liquids on the surfaces and especially the prolonged contact between cement and wet objects such as vases, bottles, glasses or plastic sheets: incorrect evaporation of liquids can cause stains that are difficult to remove.

Clean the surface with water and neutral detergent with a low content of wax (for ex. marble flooring products). Stubborn stains can be cleaned by using a solution containing 10% diluted ammonia/bleach, which is 1 part bleach for 10 parts water.

Maintenance materials

Pietra / Stone

Una delle pietre più pregiate e maggiormente impiegate in outdoor è sicuramente il marmo.

Il marmo, grazie alla sua particolare composizione e natura, è una pietra poco porosa e poco assorbente, durezza e resistenza, fanno del marmo una tra le pietre più pregiate e durevoli nel tempo.

La formazione del marmo avviene mediante un processo metamorfico di cristallizzazione: il carbonato di calcio, venendo in contatto con le rocce sedimentarie, dà vita ad un insieme di cristalli di calcite e minerali vari, i quali ne determinano il colorito.

Per mantenere la lucentezza del marmo e del granito è necessario detergere giornalmente le superfici: è sufficiente diluire il sapone neutro in acqua tiepida.

Le superfici dovranno essere strofinate per mezzo di una spugna o un panno morbido. Sarà sufficiente risciacquare con un panno umido, prestando attenzione a non lasciare i fastidiosi aloni di detergente.

Marble is certainly one of the most precious and used stones for the outdoor.

Marble, thanks to its particular composition and nature, is a little porous and not absorbing stone, hardness and resistance, making marble one of the most precious and durable stones in time.

The marble formation takes place by means of a metamorphic crystallization process: calcium carbonate, coming into contact with the sedimentary rocks, gives rise to a set of crystals of calcite and various minerals, which determine the complexion.

To maintain the shine of marble and granite it is necessary to clean the surfaces daily: it is sufficient to dilute the neutral soap in warm water.

The surfaces must be rubbed with a sponge or a soft cloth. It will be sufficient to rinse with a damp cloth, being careful not to leave detergent stains

Maintenance materials

Vitter

Il Vitter è un durevole laminato compatto di ultima generazione, senza formaldeide che ha come caratteristica esclusiva quella di essere tutto colore, interno ed esterno.

Caratteristiche principali:

- interamente impermeabile
- ignifugo ed autoestinguente (classe B-s2, d0)
- altissima resistenza agli urti e ai graffi
- resiste all'uso di detergenti chimici aggressivi
- adatto al contatto diretto con gli alimenti
- non trattiene odori e sapori
- antibatterico, per rispondere ai più severi requisiti igienici.

In caso di sporco ostinato o incuria rimuovete prima con un panno morbido e umido eventuali depositi di materiale secco, senza sfregare per non rigare la superficie.

Utilizzate poi una spugna morbida non abrasiva e un detergente domestico, lavate la superficie con il detergente e risciacquate con acqua tiepida, quindi asciugate bene.

Vitter is the latest generation compact laminate formaldehyde-free characterized by a durable surface, with the unique feature of being full colour, inside and outside.

Main features:

- it is completely waterproof
- it is flame-retardant and self-extinguishing (class B-s2, d0)
- it has a very high resistance to impacts and scratches
- it is resistant to the use of aggressive chemical detergents
- it is suitable for direct contact with food
- it does not retain odours or flavours
- it is antibacterial, to meet the most stringent hygiene requirements.

In case of stubborn dirt or lack of care, we recommend to first remove any dry deposits with a soft and damp cloth, without rubbing to avoid scratching the surface.

Then use a soft, non-abrasive sponge and a household detergent, wash the surface with the detergent and rinse with warm water, at the end dry thoroughly.

Maintenance materials

100% polyethylene

Il polietilene è un materiale plastico molto adatto all'arredo esterno. Ha una superficie particolarmente pratica, lavabile, resistente ai raggi UV e agli agenti atmosferici nel corso del tempo. Ha un' elevata resistenza agli urti, una resistenza eccellente alla corrosione e ai prodotti chimici.

Non è penetrabile da liquidi come acqua, soluzioni saline o alcool.

Non utilizzare acidi ossidanti, quali acido Nitrico, acido solforico o alogeni.

Polyethylene is a plastic material that is perfectly suitable for outdoor furniture. Its surface is particularly practical, washable, UV and weather-resistant over the time.

Not penetrable by liquids such as water, salt solutions or alcohol, this material stands out also for its high-impact resistance and its excellent resistance to corrosion and chemicals.

Do not use oxidising acids, such as nitric acid, sulphuric acid or halogens.

100% polyethylene tech

Il poliuretano Tech è un poliuretano strutturale quindi non necessita di alcuna struttura metallica interna. È un materiale ad alta densità (600-700 Kg/m³) che permette di realizzare qualsiasi forma, con spessori anche molto sottili.

Ha un'elevata resistenza agli urti, ben superiore a quella dei tradizionali rigidi strutturali, mantenendo comunque una gradevole elasticità in termini di comfort. Ha una buona resistenza al graffio.

Pulire le sedute in poliuretano è molto semplice, pratico e veloce.

Per prima cosa è necessario rimuovere lo sporco dalla seduta, per garantire la durata dei prodotti pulisci le superfici utilizzando solo acqua tiepida e sapone neutro.

Non utilizzare solventi aggressivi come l'acetone o detergenti a base di benzine e alcalini che possono aggredire chimicamente il materiale compromettendone estetica e integrità strutturale.

The polyurethane Tech is a structural polyurethane, therefore it does not need any inner metallic structure.

Is a high density material (600-700 Kg/m³) that enables to make any shape with very thin designs.

Tech has a high shock resistance, much higher if compared to traditional structural rigid PU, keeping at the same time a good elasticity in terms of seating comfort. It has a good resistance to scratches too.

Cleaning polyurethane seats is very simple, practical and fast.

First of all, it is necessary to remove the dirt, then you must moisten a cloth with water and with a suitable specific product that is not too aggressive. To ensure the durability of the products, clean the surfaces using only warm water and neutral soap.

Do not use aggressive solvents such as acetone or petrol and alkaline based detergents which can chemically attack the material compromising its aesthetics and structural integrity.

Maintenance materials

Tessuto 100% acrilico, idrorepellente / 100% acrylic fabric, water repellent

CODICE / CODE: C1 - C12 - C29 - C31 - C32 - C46 - C47



Tessuto 100% pl FR, infiammabile classe 1 / 100% fabric pl FR, flammability class 1

CODICE / CODE: C8 - C14 - C30 - C37 - C69



Tessuto 100% polyolefinic / 100% polyolefinic fabric

CODICE / CODE: C20 - C21 - C22 - C23 - C33 - C34 - C38 - C49 - C54 - C56 - C98 - C99 - C118
C120 - C123 - C129



Tessuto 100% pp / 100% pp

CODICE / CODE: C55 - C68 - C70 - C73 - C74 - C88 - C91 - C100 - C101 - C102 - C103 - C104 - C105
C107 - C108 - C110



Maintenance materials

Tessuto 100% olefyn, idrorepellente / 100% olefyn fabric, water repellent

CODICE / CODE: C17 - C19 - C48W - C53 - C81 - C83 - C84 - C85 - C86 - C87 - C95 - C96W - C130W - C145



87% polyolefinic, 13% acrylic

CODICE / CODE: C141 - C142




Tessuto 17% FR polyolefinic, 83% FR polyester

CODICE / CODE: C143 - C144



Maintenance materials

Cover



Realizzato con un accoppiato in 3 strati. I due strati esterni sono di propilene ed hanno funzione sia estetica, sia di protezione della membrana interna. La membrana interna è il tessuto tecnico che svolge la maggior parte del lavoro e che ha le proprietà di permeabilità all'aria e impermeabilità. Lavaggio: acqua e sapone, no lavaggio a macchina o a secco.

- Composizione tessuto: polipropilene
- Peso del tessuto: gr 170 circa
- Resistenza alla lacerazione (chiodo):
N(MD) 180 - norma EN12310-1
- Resistenza alla penetrazione d'acqua:
mm 1200 - norma EN 1928
- Permeabilità all'aria I/(mq-s):
norma EDANA 140.2-99
- Trasmissione del vapore acqueo: Sd value m 0,051 - norma EN 12752.
- Protezione contro i raggi UV 500/1000 ore

It is made of three coupled layers. The external ones are made of propylene whose function is not only the aesthetic one, since it also protects the internal membrane. Such membrane is the technical fabric that plays the most important role: the permeability to air and the impermeability. Washing: to wash with soap and water, do not wash in washing machine or dry cleaning.

- Composition of the fabric: propylene
- Weight of the fabric: about gr 170
- Resistance to laceration (nail):
N(MD) 180 - EN12310-1 Standard
- Resistant to water penetration:
mm 1200 - EN 1928 Standard
- Resistance to air penetration I/(mq-s):
EDANA 140.2-99 Standard
- Water vapor transmission: Sd value m 0,051 - regulation EN 12752.
- protection against UV 500/1000 hours

Maintenance materials

Prodotti / Products

ACCIAIO / STEEL - USO E MANUTENZIONE / USE AND MAINTENANCE



Poly Cleaner

Poly Cleaner Detergente concentrato adatto per le superfici in pvc, vetro, metallo. Non usare su pelle, nabuk e scamosciati.

Poly Cleaner is a concentrated detergent it is suitable for pvc, glass, steel. Do not use on leather, nubuk or suede.

€ 29,00

ALLUMINIO / ALUMINIUM - USO E MANUTENZIONE / USE AND MAINTENANCE



Poly Cleaner

Poly Cleaner Detergente concentrato adatto per le superfici in pvc, vetro, metallo. Non usare su pelle, nabuk e scamosciati.

Poly Cleaner is a concentrated detergent it is suitable for pvc, glass, steel. Do not use on leather, nubuk or suede.

€ 29,00

TEXTILENE - USO E MANUTENZIONE / USE AND MAINTENANCE



Poly Cleaner

Poly Cleaner Detergente concentrato adatto per le superfici in pvc, vetro, metallo. Non usare su pelle, nabuk e scamosciati.

Poly Cleaner is a concentrated detergent it is suitable for pvc, glass, steel. Do not use on leather, nubuk or suede.

€ 29,00

LEGNO / WOOD - USO E MANUTENZIONE / USE AND MAINTENANCE



Invisible Wood Protection

Protezione invisibile a base di acqua.

Protegge, senza alterare il colore del teak naturale.

Invisible water-based protection.

Protects, without altering the color of the natural teak.

€ 59,00

GENERAL CONDITIONS OF SALE DELIVERY INCLUDED

1. The colours, drawings and sizes of the products in this catalogue are approximate. Talenti Spa reserves the right to discontinue or change the models in its collections at any time without advance notice.

2. The prices of the standard models are expressed in the specific price list that Talenti Spa will provide. Concerning customized items the offer will be immediately made and provided by Talenti Spa on request of the customer.

Prices are ex works. In case of delivery with hydraulic bank the quotations of our freight forwarder will be applied.

3. The purchaser is always required to inspect the goods and indicate on the transport document the date of receipt, the person who received it and the company's stamp, as well as any anomalies found in the material. Talenti Spa will not accept any claims presented more than 5 (five) days after receipt of the goods.

4. Orders must be in writing using the codes, descriptions and prices shown in the catalogue and price lists.

5. Transport terms in France, Germany, Switzerland, Austria:

Free port for orders starting from € 1.800,00.

For orders under € 600,00 a € 80,00 transport fee will be charged.

For orders from € 600,00 to € 1.800,00 a 8 % transport fee will be charged.

6. Transport terms in UK:

Free port for orders over € 3.000,00.

For orders from € 0 to € 1.000,00 a € 90,00 transport fee will be charged.

For orders from € 1.000,00 to € 3.000,00 a 5 % transport fee will be charged.

7. The Court of Terni (Italy) will be exclusively competent for any disagreements.

For different Countries please refer to Talenti sales-managers

NOTICE UNDER DL 196/2003, THE PRIVACY LAW

Your personal information will be handled with respect for your rights and fundamental liberties and with particular reference to confidentiality and the right of protection. Your information will be handled to fulfil our administrative, accounting and tax obligations and to fulfil our contractual obligations. In addition to the company's employees assigned to handle your information internally, it may also be communicated to administrative, accounting and legal consultants and to banks.

The owner of the information for handling purposes is Talenti Spa, which is located at Strada Amerina km 4,5, 05022 - Amelia (Tr) - Italy. You may contact the owner to assert your rights under article 7 of DL 196/2003.